



Updated: 13/5/26



GEMS Westminster School – Sharjah Parent Handbook

The WSS team is committed to our vision ‘*Excellence Through Teamwork, Success for all!*’ with the objective to provide a safe, personalised learning environment that nurtures the development of GEMS Be a GEM attributes in all students, as illustrated in the pictures below. Students, Parents & WSS staff are all an integral part of the WSS team, with our children at the heart. This Handbook aims to help you & your children to settle successfully. Do please feel free contact us if you have any queries. We are here to help!

Please note that our policies and practices, as published in the Parent Handbook, are reviewed regularly, therefore subject to change.

We are Present!	We are Brave!	We are Focused!	We are Kind!



We are the Best that we can be!

We are Ambassadors for WSS & GEMS!



We are WSS GEMS!

Contents *(page numbers may vary slightly due to mid-year Handbook updates)*

<i>page</i>	<i>Item</i>
4	Contact Us
5	Meet the SLT (Senior Leadership Team)
5	Absence & Attendance <i>(see 'Leave')</i>
5	Acronyms <i>(what do these mean?)</i>
6	Activities & Events
7	Admission & Re-enrollment <i>(See also 'Fees')</i>
9	Assembly
9	Assessment, Exams & Reports, Examination Malpractice, Missed Exams
12	Babysitting <i>(plus Babysitting form)</i>
14	Bags
14	'Be a GEM' Behaviour Policy <i>(inc. Behaviour Pathways)</i>
19	Birthdays & Parties <i>(as per our Healthy Lifestyle Policy)</i>
20	Blooms Taxonomy of Higher Order Thinking Skills
20	Books & Learning Resources
20	Bus Transport <i>(BBT)</i>
23	Calendar
24	Canteen & Snacks
25	Car Park Use & Safety
25	Charity
25	Class Transfers <i>(Class change)</i>
27	Communication <i>(Home-school & School-home)</i>
27	Complaints & Concerns
28	Curriculum
30	Damage to School Or Other's Property
30	Digital Devices & Learning Resources
31	Documents & Photocopying
31	Drop-Off & Pick-up Policy <i>(including Early Exit & Independent Exit)</i>
31	Early Exit Pass, Independent Exit
36	English
36	Fees

38	Fire & Other Emergency Drills
39	Floor Plans
40	Friends of WSS Parent Group (FOW)
40	GEMS Song
40	Gifts
41	Gifted & Talented Students
41	Glass
41	Glasses
42	Hair
42	Head Lice
42	Holy Quran
42	Home Learning (Homework)
43	Home-School Contract
43	House System & Points
44	ID Cards (<i>Parents</i>)
44	ID Cards (<i>Students</i>)
45	International Mindedness
45	Laboratories
45	Late Policy (<i>from 7:15am</i>)
45	Leadership
47	Leave (<i>with Leave Application Form</i>)
49	Leaving WSS (<i>see also TC</i>)
50	Library
50	Lockers
50	Lost & Found Property
50	Marking
50	Medical Facilities (<i>see also Safeguarding</i>)
55	Meeting Us (<i>see also communication & complaints & concerns</i>)
55	Music
55	Newsletters
55	Parent-Teacher Meetings (<i>PTM</i>)
56	Parties (<i>see also Birthdays</i>)
56	Phones
57	Photocopying
57	Photography
58	Physical Education (<i>PE</i>)
58	Prayer Rooms
58	Projects (<i>Learning</i>)
58	Promotion to the Next Year Group (<i>subject to SPEA change</i>)
58	Reading
59	Registration Time (<i>7:15-7:25am</i>)
59	Reports
60	Safeguarding (<i>Clinic Policy, Health & Safety, Heat Index, etc.</i>)
69	Sports Days
69	Teachers
70	Transfer Certificate (<i>TC</i>) (<i>see leaving WSS</i>)
70	Timings & Timetable
71	Transition
71	Transport (<i>see also Drop-off & Pick-up Policy</i>)
72	Trips
74	Tuition (<i>Private Tuition</i>)
74	UAE National Anthem
75	Uniform & Map to Threads Store
77	Valuables in School
77	Vision & Mission (<i>GEMS</i>)

77	Vision & Mission (WSS)
79	Wellbeing

Contact Us:











Website: www.gemswestminsterschool-sharjah.com		Landline: 06 5426323
Facebook https://www.facebook.com/gemswestminsterschool.sharjah		
<i>Role</i>	<i>Name</i>	<i>Contact number</i>
Principal	Ms. Valerie Thompson	valerie.t_wss@gemsedu.com
Vice Principal (VP)	Mr. Shujahat Munir	Shujahat.m_wss@gemsedu.com
(GRE) Government Relations Executive	Ms. Abir	abir.g_wss@gemsedu.com
Learning Coach (LC)	Ms. Christine	christine.m2_wss@gemsedu.com
Assistant Principal, Juniors	Ms. Shamail	shamail.i_wss@gemsedu.com
Deputy Head of Juniors	Ms. Raghi	raghi.s_wss@gemsedu.com
Assistant Principal, Primary	Ms. Sonia	soniamary.f_wss@gemsedu.com
Deputy Head of Primary	Ms. Emelia	emelia.g_wss@gemsedu.com
Assistant Principal, Secondary	Mr. Franklin	alfredfrank.j_wss@gemsedu.com
Deputy Head of Secondary	Ms. Seema	Seemalaxmika.n_wss@gemsedu.com
Parents Liaison Executive (PRE)	Ms. Aiysha Khan	aiysha.k_wss@gemsedu.com
Manager School Operations (MSO)	Ms. Sera	alphonsia.s_wss@gemsedu.com
Registrar	Ms. Stephy	stephy.a_wss@gemsedu.com
BBT Service Delivery Executive (BBT SDE)	Ms. Jency Robince	055 2378382 sde-wss@sts-group.com jency.robince@sts-group.com 800 STSS (7877)
Uniform Threads	Located in RAMEZ MALL, SHARJAH, Shop # M2/M3 Mezzanine floor Ramez Mall, Beside Sharjah Municipality, Near Sharjah Cricket Stadium, Sharjah, UAE. www.threadsmc.com Contact # 800-8473237 Email- support@threadsmc.com Time – 10am to 09pm	

MOE Social Communication Sites (01/11/12)

SM	https://twitter.com/MOEEducationUAE
Facebook	www.facebook.com/MinistryOfEducationUAE
YouTube	www.youtube.com/user/moeaevideos?feature=watch
MOE	www.moe.gov.ae
Phone	Toll free: 80051115

Meet the WSS SLT (Senior Leadership Team)

WSS Senior Leadership Team (SLT)

Principal	Vice Principal	Assistant Principal, Secondary Section	Assistant Principal, Primary Section	Assistant Principal, Junior Section
				
Ms. Valerie Thompson	Mr. Suj. Munir	Mr. Franklin	Ms. Sonia	Ms. Shamail
Learning Coach (LC)	Manager School Operations (MSO)	Deputy Head of Secondary	Deputy Head of Primary	Deputy Head of Juniors
				
Ms. Christine McDermott	Ms. Sera	Ms. Seema	Ms. Emelia	Ms. Raghi

Updated 15/10/25

Absence & Attendance (see 'Leave')

- 'Good' (at least 95%) attendance is required.
- Poor attendance is a safeguarding risk & undermines learning, therefore is a **disciplinary issue**.
- SPEA allows no more than 15 consecutive days or 30 leave days in total per academic year, or risk failing the year.

Acronyms

Please find below some of the meanings of the many acronyms we use at WSS.

	Meaning	
A	<ul style="list-style-type: none"> • 'A' Level = Advanced Level (<i>Board exams taken in Y13</i>) • AMSF = Assistant Manager School Facilities 	<ul style="list-style-type: none"> • APJ, APP, APS = Assistant Principal Junior/Primary/Secondary • AS Level = Advanced Subsidiary (<i>Board exams taken in Y12</i>)
B	<ul style="list-style-type: none"> • BAG = Be a GEM Behaviour Policy • BASE = an FS Baseline assessment 	<ul style="list-style-type: none"> • BSO = British Schools Overseas
C	<ul style="list-style-type: none"> • CAT4 = Cognitive Abilities Test • CNL = Class Newsletter (<i>published Termly</i>) 	<ul style="list-style-type: none"> • Conf = Conference room (<i>Rm</i>) • Coord = Coordinator • CPD = Continuing Professional Development (<i>or PD</i>)
D	<ul style="list-style-type: none"> • DHoP = Deputy Head of Primary • DOJ = Date of Joining 	<ul style="list-style-type: none"> • DSL = Designated Safeguarding Lead (<i>ie. Head of Inclusion</i>)
E	<ul style="list-style-type: none"> • EID = Emirates Identity Card • ELL = English Language Learners 	<ul style="list-style-type: none"> • ENC = English National Curriculum ('British' Curriculum)

F	<ul style="list-style-type: none"> FOH = Front of House (<i>Receptionists, PRE, Registration Team</i>) 	<ul style="list-style-type: none">
G	<ul style="list-style-type: none"> GC = Guidance Counselor (<i>Inclusion, careers, Alumni, counseling, IEPs, IBPs, SARs etc.</i>) GEMS = Global Education Management Systems (<i>our parent company</i>) 	<ul style="list-style-type: none"> G&T = Gifted & Talented GRE = Government Relations Executive (<i>Arabic Secretary</i>)
H	<ul style="list-style-type: none"> HB = Staff Handbook HL = Home-learning (<i>formerly HW</i>) HOD = Head of Department (<i>Secondary subject leader</i>) 	<ul style="list-style-type: none"> HoI = Head of Inclusion (<i>was SENDCO</i>) HR = Human Resources H&S = Health & Safety
I	<ul style="list-style-type: none"> ICT/IT = Information, Communication Technology (<i>computer studies</i>) IBP = Individual Behaviour Plan (<i>for ongoing behaviour support</i>) IEP = Individual Education Plan (<i>for Wave 1-3 SofD SEND students</i>) 	<ul style="list-style-type: none"> IGCSE = International General Certificate of Studies in Education (<i>Board exams taken in Y11</i>) IR = Incident Report IRV = Improvement Review Visit (<i>SPEA</i>)
J	<ul style="list-style-type: none"> JD = Job Description 	<ul style="list-style-type: none">
K	<ul style="list-style-type: none"> 	<ul style="list-style-type: none">
L	<ul style="list-style-type: none"> LC = Learning Coach LFQ = Learning Focus Question (<i>WALT</i>) LM = Line Manager (<i>TL, HOD, SLT</i>) LO = Lesson Observation 	<ul style="list-style-type: none"> LSA = Learning Support Assistant (<i>for Wave 3 SofD students</i>) LW = Learning Walk LWD = Last Working Day (<i>in WSS</i>)
M	<ul style="list-style-type: none"> MC = MARCOM, Marketing Coordinator MLT = Middle Leadership Team (<i>Phase Leaders, Coordinators, HOD, TL</i>) 	<ul style="list-style-type: none"> MOE = Ministry of Education MSO = Manager School Operations (<i>Admin Officer</i>) Mtg. = Meeting
N	<ul style="list-style-type: none"> ND = National Day (<i>UAE celebration for 2-3/12</i>) NL = Newsletter (<i>for Parents</i>) 	<ul style="list-style-type: none"> NLS = National Literacy Strategy (<i>UK NC</i>) NNS = National Numeracy Strategy (<i>UK NC</i>)
O	<ul style="list-style-type: none"> 	<ul style="list-style-type: none">
P	<ul style="list-style-type: none"> P = Principal PASS = Performance Assessment of Self-care Skills (<i>international Benchmarking assessment for attitudes</i>) PE = Physical Education PISA = Programme for International Student Assessment (<i>international Benchmarking Assessment</i>) 	<ul style="list-style-type: none"> PPT = Powerpoint presentation (<i>or ppt</i>) PRE = Parents Relations Executive PRT = Parents Relations team (<i>FOH; PRE, Registrar, Receptionist, Admissions Secretary</i>) PTM = Parent-Teacher Meeting
Q	<ul style="list-style-type: none"> QAT = Quality Assurance Team 	<ul style="list-style-type: none">
R	<ul style="list-style-type: none"> Rm = room 	<ul style="list-style-type: none"> RLAG = Read Like a GEM Playbook – GEMS non-negotiable Reading Policy
S	<ul style="list-style-type: none"> SAR = Social Academic Report SEF = Self Evaluation Form SEND = Special Educational Needs & Disabilities (<i>Students of Determination</i>) SIP = School Improvement Plan SLT = Senior Leadership Team (<i>P, VP, AP, LC, Deputy Heads of Section, MSO</i>) 	<ul style="list-style-type: none"> SofD = Students of Determination (<i>SEND</i>) SPEA = Sharjah Private Education Authority SPR = School Performance Review (<i>SPEA inspection</i>) SSC = Schools' Support Centre (<i>GEMS Corporate Office</i>) St = student/s
T	<ul style="list-style-type: none"> TA = Teaching Assistant TBC = To be confirmed TIMSS = Trends in International Maths & Science Study (<i>international Benchmarking assessment</i>) 	<ul style="list-style-type: none"> TL = Year Group Team Leader TLAG – Teach Like a GEM Playbook – GEMS teaching non-negotiables Tr. = Teacher/s Tchg = Teaching
U	<ul style="list-style-type: none"> 	<ul style="list-style-type: none">
V	<ul style="list-style-type: none"> VP = Vice Principal 	<ul style="list-style-type: none">
W	<ul style="list-style-type: none"> WALT = We are learning to... (<i>the learning objective</i>) WB = Weekly Bulletin (<i>staff notices, information, diary dates</i>) 	<ul style="list-style-type: none"> WILF = What I am looking for (<i>what the st. has to produce; the learning outcome</i>) WL = Warning Letter WSS = GEMS Westminster Private School, Sharjah

Activities & Events

Our school learning programme, in line with English National Curriculum objectives, promotes holistic student development (both academic & character). Our calendar includes leadership opportunities, sports competitions, Assemblies, concerts, Inter-school Quran Competition, Science Fair, Subject Weeks & other innovation events, which provide a range of learning enriching experiences for our children. Activities and events vary each year & will be informed to you. These are some that your children may enjoy:

Example of Possible Annual Events

Student Leaders' Investiture Extra-Curricular Activity programme (ECA), Science Fair, UAE National Day Celebrations Flag Day activities, UAE Transition Day, International Day Subject Days/Weeks	Class Assemblies Inter-school Quran Competition Achievement Assembly (Termly) Sports Days, Concerts and 'Talentastic' Show Inter-House & Inter-school competitions	Parent Engagement activities, Coffee morning sessions, Friends of WSS (FOW) engagement, International Day Educational & Wellbeing Trips Innovation Fair, Careers Fair, Mother's Day Celebration Inter-school sports competitions
--	---	---

Admission & Re-Enrollment (see also 'Fees')

Please note following admission procedure (subject to Authority change):

1. Parent **Registers online & receives** a unique SR ID.
2. Child is invited for the **Assessment/Interview (on a first-come basis)**.
3. Parent informed PASSED or FAILED. Admission will be offered to PASSED students subject to seat availability.
4. Parent submits all required documents & pays the **seat booking fee** within given deadline. This fee is **deductible from T1 fees, but is non-refundable in any case**.
5. All students must **clear full T1 fees & submit all required documents & EID before being assigned & admitted to class**.
6. Teachers are **not allowed to admit any new student into class without 1) Being on their school generated class list, or 2) Having a signed Class Admit Slip from Registrar/Principal**.

Admission Retests

1. One Retest is offered to existing GEMS parents/staff children/siblings only.
2. Any hardcopy exam *retest* will be charged an Admin. fee to cover printing costs (AED50/-) as applicable.

Re-enrollment needs to be done each year by the deadline given, to book a seat for the following academic year.

- a. **Re-enrollment conditions & deadlines will be published in advance in the Newsletter** (usually linked to payment of Term 2 fees, behaviour issues, signing of Conditional Admission letter, etc).
- b. The re-enrollment process is 1) Clear outstanding fees; 2) visit online account to re-enroll, then 3) Payment of Re-enrollment Fee.
- c. Failure to follow the re-enrollment process within the given deadline will lead to loss of seat for the following academic year.
- d. All students must **clear T1 fees & submit all required documents & EID before joining class** for the new academic year.
- e. There is **no Payment Plan for T1 fees**.

Admission Criteria for Junior Section

Based on the revised EYFS curriculum expectations, the following are the criteria for Junior Section admission:

FS1 (Pre-KG) (Age 3-4) Admission Expectations a child should be able to achieve at least expected or exceeding level in age band (recommended to have attended Nursery):			
Literacy	Numeracy	Communication	Personal social and Emotional development

<ul style="list-style-type: none"> Enjoys drawing freely Plays around favourite stories using props. Notices some print like the first letter of their name. Adds marks to their drawing and gives meaning like “that is mummy” 	<ul style="list-style-type: none"> Takes part in finger rhymes with numbers Can combine objects like stacking blocks and cups. Attempts to count in numbers. Can solve simple puzzles of 3 to 4 objects/pieces. Can compare sizes using language like “big” and “small” 	<ul style="list-style-type: none"> Can shift attention from one task to another. If you call the child’s name he will pay attention Child has vocabulary of 100 words. Can follow instructions with three key words like can you wash dolly’s face? Can understand action words. 	<ul style="list-style-type: none"> Starts to enjoy the company of other children and wants to play with them. Can say if they are sad or happy and sometimes explains why. Starts taking turns instead of grabbing what they want. Follows instructions & engages positively with peers & adults.
---	--	---	---

FS2/KG1 (Age 4-5) Admission Expectation is that a child has attended Nursery & is able to achieve at least expected level in age band of 30-50 months:

Literacy	Numeracy	Communication	Personal social and Emotional development
<ul style="list-style-type: none"> I can join in with my favourite stories and rhymes. I know that stories have a beginning, middle and end. I can recognise and copy my name. I can hold the pencil correctly and form recognizable letters. I can write the initial sounds of the words. I hold books the right way up and turn the pages carefully when I look at it on my own. 	<ul style="list-style-type: none"> I show interest in number games like putting my farm animals in 2 fields, then in 3 fields. I can count claps and jumps as well as things like apple and dinosaurs. I can recognise and count numbers till 10. I know how many objects in a set of 10. 	<ul style="list-style-type: none"> I listen to stories and I can talk about them. I can understand the use of objects like ‘what we use for cutting’. I can speak longer sentences using ‘because’. I can ask questions and answer your question. I am able to tell about my needs. 	<ul style="list-style-type: none"> I like to play in a group with my friends. I can ask my friends to play with me. I like to help you when needed like cleaning up the class room. I can always wait for my turn. I can share toys with my friends.

**Year 1/KG2 (Age 5-6) Admission Expectations
A child should be able to achieve at least expected or exceeding level in the age band:**

Literacy	Numeracy	Communication	Personal social and Emotional development
<ul style="list-style-type: none"> I can read short sentences like “I can go “ I can tell about the characters in the story. I can say the sounds I hear in the word like “bag”. I can write words like “the” and “was” 	<ul style="list-style-type: none"> I can use numbers from 1 to 20 in the right order when I am counting things or singing rhymes. I can add groups of things together. I can take away things from a group to tell how many I am left with. I can make patterns and tell you about it. I can use words like “big”, “small”, “heavy”, “light”, “in”... 	<ul style="list-style-type: none"> I can tell you what has happened and what might happen next as you share a story with me. I can make up my own stories. I can use words like “I went” or I am going instead of “I go”. I can repeat the order of events. 	<ul style="list-style-type: none"> I can play with my friends and also listen to their ideas. I can talk to my friends about feeling happy, excited, sad, cross or worried. I know what I should do about sharing toys and keeping safe.

Age & Year-Grade Equivalency

WSS offers FS1 (Pre-KG, age 3) up to Year 13 (Grade 12, age 18) classes. Grade 1 is equivalent to Year 2, & Grade 12 is equivalent to Year 13 etc.

The following equivalency table applies in UAE.

Grade-Year Equivalency		
AGE REQUIREMENT in England	Year (<i>ENC schools in UK</i>)	Grade
3 YEARS	FS1	Pre-KG
4 YEARS	FS2	KG1
5 YEARS	YEAR 1	KG2
6 YEARS	YEAR 2	Grade 1
7 YEARS	YEAR 3	Grade 2
8 YEARS	YEAR 4	Grade 3
9 YEARS	YEAR 5	Grade 4
10 YEARS	YEAR 6	Grade 5
11 YEARS	YEAR 7	Grade 6
12 YEARS	YEAR 8	Grade 7
13 YEARS	YEAR 9	Grade 8
14 YEARS	YEAR 10	Grade 9
15 YEARS	YEAR 11	Grade 10
16 YEARS	YEAR 12	Grade 11
17 YEARS	YEAR 13	Grade 12

Assembly

Parents are invited to join us for their child's class assembly & other events as appropriate. Assembly days are flexible & will be informed by the Class/Form Teacher.

Usual Assembly Programme (*subject to change*)

Standing:

1. UAE National Anthem

Sitting:

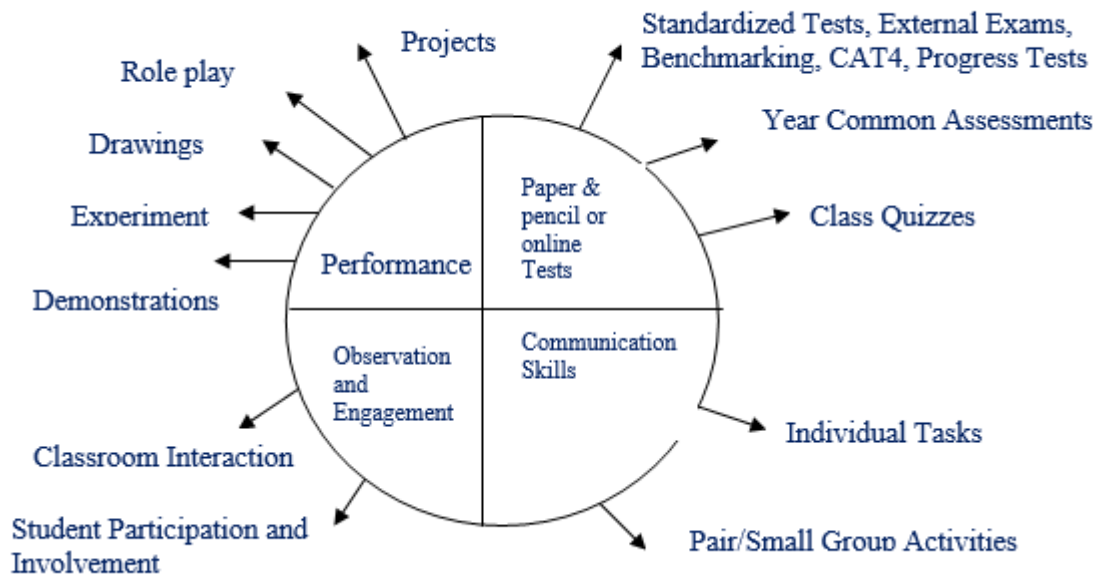
2. Recitation of the Holy Quran (arranged by the Islamic Team)
3. Birthday wishes
4. Programme by a class
5. Address by SLT

Standing:

6. School Song

Assessment, Exams and Reports

- Teachers use a range of internal & external assessment tools to help them to gather evidence to understand students' progress & achievement (see diagram).
- Students' progress is measured against English National Curriculum & international Benchmarking expectations.
- Student Progress Reports are issued at the end of every Term (subject to clearance of Term fees & SPEA registration).
- Term 3 promotional exams are summative & not shared with parents or students.
- Parents may request a re-evaluation of any T1 or T2 paper, if they have queries relating to their child's performance in an exam. The paper will be moderated & feedback (WWW & EBI) shared with parents.



Examination Malpractice (Cheating, or the Appearance of Cheating) in Assessments/Exams

- WSS has examination Board accreditation & has **zero tolerance for examination malpractice (or the appearance of malpractice)** in assessments/exams. This is a serious disciplinary issue because students are practicing for the prestigious international Cambridge & EDEXCEL Examination Board exams, which do not tolerate cheating of any kind. As an examination center, WSS has the responsibility to maintain the highest level of examination integrity & management.
- **Schools or individual students who cheat/allow cheating/attempt to cheat/show the appearance of cheating** would be disbarred from taking that international Board exam. Therefore, we train out students from a young age that any kind of cheating (copying, talking, having hidden notes, asking others for answers, writing on a limb, swapping papers or having an electronic device etc.) during an examination is unacceptable & not tolerated.
- **Any student caught cheating (or with the appearance of cheating) will be disbarred from taking that particular exam & would receive '0' for that paper. The student would lose those marks**, which would impact on their Term Report grade.
- **The judgement by the examination supervisor is final.**



WSS ASSESSMENT POLICY
(Examination Non-negotiables for Secondary)

Updated 20/3/24

- Students are expected to **report to the exam venue 15 minutes before the exam** begins.
- Students will **leave the exam venue only with the invigilator's permission** after the exam.
- Students are expected to **maintain discipline in the exam room** and **adhere to the instructions** of the invigilators.
- Students should be in **proper uniform with their school ID visible** around their necks.
- All **stationery items (pens, pencils, etc.) must be taken into the exam venue in a clear plastic bag**.
- Before entering the exam, students must ensure that **their hands and other body parts are free from any information in the form of text, numbers, signs, or symbols**.
- Students must **check their pockets, bags, etc., for any unauthorized materials** before entering the examination room.
- Only **authorized examination materials are allowed on students' desks**. Invigilators are **permitted to inspect any items on desks** and may ask students to **display the contents of their pockets**. Refusal to comply could be considered evidence of possession of unauthorized materials.
- Students are not allowed to bring the following unauthorized materials into the examination room:
 - Mobile phones, smartwatches, or any portable electronic devices that provide wireless connectivity and data usage. Such devices must be kept outside before entering the examination room.
 - Summary notes and/or study sheets/books must be kept outside the examination room.
 - No food or drinks, except a **clear transparent water bottle**, are allowed inside the examination room.
 - Chewing gum is strictly prohibited in school & the examination room.
- Possession of unauthorized materials in the examination room will be considered evidence of malpractice, and action will be taken according to the school's examination policy, **whether malpractice was intended or not**.
- During the exam, **students must not engage in the following behaviors** or activities (actions involving malpractices):
 - Speaking, communicating, or attempting to communicate verbally or non-verbally with another student or person is considered malpractice.
 - Sharing of any equipment such as calculators, pens, pencils, rulers, erasers, etc., with another student is prohibited.
 - Viewing or attempting to view the work of another student or allowing another student to view or attempt to view one's own work is considered malpractice.

- Leaving the examination room without the invigilator's permission is not allowed. Students who leave without permission will not be allowed to return.
 - Students involved in any type of malpractice or disciplinary issues during an examination will be subject to:
 - Referred to the Discipline Committee
 - Given a warning letter and.
 - **Marks for that examination paper would be given as zero.**
 - Additional actions may be taken based on the Discipline Committee's recommendations.
 - In extreme cases, students may not be allowed to participate in any further school examinations for the duration of that Term.
-

Report Grading System (subject to change)

Grades:				
Academic Grade			Effort Grade	
	%	Comment		
A*	96-100%	Outstanding	1	Extremely Conscientious
A	90-95%	Very Good	2	Consistent effort
B	75-89%	Good		
C	60-74%	Acceptable (Pass for Secondary)	3	Satisfactory effort
D	50-59%	Weak (Pass for Primary)	4	More effort/support
F	<50%	Fail	5	required
FA		Failure Due to Absence		Little evidence of effort

Missed Exams Policy

- If a child misses their Term Report exams for an approved reason (such as Medical Leave), the student will be given a Report grade based on the Term's continuous assessment.
- If the Leave was not approved, student is given zero marks for the missed exam. This means a maximum of a 50% pass grade for the Report Card.
- Mid-term assessments may be rescheduled with SLT approval, subject to the Leave being approved.
- End-of-Term exams are not rescheduled.

Weighting for Reports (subject to change)

- Weighting for Term Reports is usually 50% Continuous Assessment plus 50% Term Exam (subject to change).

Babysitting (Optional, Paid, for FS1-Y1 students only, from early hometime until the later hometime)


If you are unable to collect or bus your FS1-Y1 child home at the earlier end-of-day, there is **paid Babysitting available until the later end-of-day**. Parents picking up their child after 1:15pm will be charged Babysitting fees (@ AED21/ per day). If you wish to use the Babysitting facility, please:

1. Collect & complete the Babysitting form from PRE (see form below)
2. Pay at Cashier & hand the signed form back to PRE (who will also sign it)
3. PRE sends the form to the teacher ASAP
4. Tr. signs it & file it in the student Portfolio.
5. Tr. ensures the child goes to Babysitting

Please note:

- **Please pick up your child from the classroom/Babysitting Room promptly at end of the day.**

- If you arrive earlier than end-of-day, please wait in Reception.

	Optional FS1, FS2 and Year 1 Babysitting	<i>Updated 12/6/25</i>
Child's name:	ID:	Class:
Parent contact number:		
Other emergency number:		
First day for Activity Babysitting arrangement:	Last day of Activity Babysitting arrangement:	

Dear WSS Principal,

Subject: Request for Optional FS and Year1 Babysitting

We understand that FS and Year 1 school hours are shorter. However, we are unable to collect our FS and Year1 child at this time, or send by the early bus. We request our child to stay in school until the end of day in optional paid Babysitting.

We understand & approve that:

- The optional Babysitting arrangement is beyond regular teaching timings, so needs to be paid.
- Unpaid Babysitting dues will be added to my child's fee account.
- I will clear unpaid Babysitting fees before any Report or other document is released by the school.
- The cost is charged by the week (@ AED100 for FS2 and AED 75 for Y1 per week including VAT).
- Refunds will be given for any unused paid weeks following the submission of a 'discontinuation of Babysitting' letter/email to school in advance. Refunds will not be backdated and will be exclusive of VAT. Verbal communication will not be considered.
- Babysitting part-weeks due to official holidays, emergency closure or child's occasional absence will be charged for the full week. However, parents may book the occasional day Babysitting in writing & pay by the day in case of occasional emergency.
- There is a 5% discount if payment is made for the whole year in advance (if discount is given, it would be deducted from any refund).
- I will collect my OT child promptly during school dispersal time.

FS1 & FS2 (Four days per week)		
Term	Number of Babysitting Weeks in the Term (Excluding the mid-term break)	Total Term Fee
1	16x100	1600AED
2	11x100	1100AED
3	14x100	1400AED
Annual cost if paid in full in advance (minus 10%)		4100AED

Year 1 (Three days per week)		
Term	Number of Babysitting Weeks in the Term (Excluding the mid-term break)	Total Term Fee
1	16x75	1200AED
2	11x75	825AED
3	14x75	1050AED
Annual cost if paid in full in advance (minus 10%)		3075AED

Signed (Parent): _____ Date: _____

For School Admin:

	Date	Signed
Amount paid:		Accounts:
Request received by PRE/SLT		PRE/SLT:
Request received by Class Teacher		Teacher:
Request received by Babysitting Coordinator		BC:

Bags

- Our school bag policy is based on safety needs. Trolley bags are not allowed at all. Parents are requested to **provide a Backpack-style bag**.
- We avoid trolley bags for the following reasons:
 - **Trolley bags are a serious trip hazard**, especially on stairs & in crowded corridors. School is too busy & crowded for bigger trolley bags.
 - Trolley bags are especially unsafe during busy times, such as morning entry into school & at the end of the day, when 3,100 students are moving in & out of school at the same time
 - There is limited storage space in classes & on corridor hooks— there is no safe place to store larger trolley bags
- Y3-13 students may opt for a **locker** in school to store books & other items to reduce bag weight. The Locker comes with a small charge to cover the cost of the key.
- If your child uses bus transport, please be aware that there is limited space for bags, so please keep the bag as small as possible.
- There would be a **charge for damaged lockers (such as graffiti) & key replacement**.



Be a GEM' Behaviour Policy

We believe that everyone has the right to feel safe, respected & valued in school. This applies to students, parents & staff.

Be a GEM expectations

There are **7 Be a GEM expectations**. They should be regularly **communicated to our GEMS** and **displayed across the school** as a reminder at all times:



- Student Safeguarding is our #1 priority.
- **Our Code of Conduct is built on mutual respect & wellbeing**. Poor, disrespectful or unsafe behaviour undermines wellbeing & the quality of the learning environment, so is unacceptable.
- **It includes an e-safety Policy, Attendance Policy, Anti-Bullying Policy & BYOD Agreement**.
- Cyberbullying and inappropriate SM messaging by students will be treated as seriously as any other type of bullying and will be managed through our anti-bullying procedures.
- WSS has a **zero tolerance to physical aggression**. While we understand that when emotions run high a physical response may feel the next step. However, due to health & safety concerns, **any type of physical response, for whatever reason, is strictly prohibited**.

- Parents, please counsel your children—Self-defense (putting hands out so that someone cannot come to us, saying strongly, “No, stop! I don’t like that!”) is fine—but retaliating (going back to that person & using a physical response against them) is not allowed. Please role play scenarios to practice this, so your children feel confident how to put their hands out & saying strongly, “No! Stop!” Let’s keep WSS safe, happy & respectful!
- **Bullying is not accepted at WSS, so if your child is being teased or bullied, they need to tell us.** Rest assured that we will take action.
- When we investigate & take action for an incident, please note that sometimes it may take several different strategies when we are teaching a child to make better choices of behaviour, so don’t give up—if the problem is not fixed, tell us again!
- **Our Investigation & Actions typically include the following:**

Follow-up Actions taken by school/BBT:								
√	Date	Action:	√	Date	Action:	√	Date	Action:
		St. apologized & shook hands			Incident Report (IR) sent home			Suspended from Class <i>(Internal)</i>
		Apology/Reflection Letter			Incident logged on GUARD (Safeguarding)			Suspended from School <i>(External)</i>
		CCTV Video watched (by):			Meeting Parent (F2F or TEAMS)			Suspended from Bus (dates) <input type="checkbox"/> 2 Days <input type="checkbox"/> 1week <input type="checkbox"/> 1 month <input type="checkbox"/> 1 Term <input type="checkbox"/> Permanent
		Counseling by MLT/SLT			‘On Report’			Warning Letter sent: <input type="checkbox"/> WL1 <input type="checkbox"/> WL2 <input type="checkbox"/> WL3
		Counseling by <input type="checkbox"/> HoI <input type="checkbox"/> GC			Phone call to Parent			Other:
		Email sent to Parent			Social Academic Report (SAR) sent home			
		Individual Behaviour Plan (IBP)			Time in Success Centre (SC)			

- In line with the MOE Behaviour Bilo, GEMS has 7 ‘Be a GEM’ rules for success & a stepped approach to discipline management, involving rewards and consequences. This is to encourage self-discipline & problem-solving, as well as to ensure a safe, happy & productive learning environment for all our students.

The ‘Be a GEMS’ Code of Conduct - Rules for Success!

It is the right of every individual at WSS to feel safe, have opportunities to fulfill their academic and social potential, and to have a peaceful, dignified existence, without their learning or person being disturbed by the behaviour or attitude of others. Therefore, it is my responsibility to model our Code of Conduct as follows:		
<i>Fab. 5 Rules</i>	<i>This means:</i>	<i>The WSS Learner Profile Attributes</i>
1 I am Present	• I attend school every day, on time, with correct uniform & equipment	<ul style="list-style-type: none"> • Tolerant • <u>Respectful</u> • Innovator • Resilient • Having a Growth Mindset • Open-Minded • Life-long Learner • Team Leader • Communicator • Problem-solver
2 I am Ready to Learn	• I follow every routine in the ‘Be Like a GEM’ Playbook	
3 I am the Best I Can Be	• I live by GEMS values in lessons & around school	
4 I am Kind	• I ensure that everyone <u>is able to</u> learn in a happy school	
5 I am Focused	• I Work hard & follow instructions	
6 I am Brave	• I speak up if I need support. • <u>I tells</u> school about bullying & school will help me.	
7 I am an Ambassador	• I join in the school’s ECAs, leadership programmes & play my part in our school community	

Examples of Rewards:

<i>Examples of Positive Actions by Student</i>	<i>Examples of Positive Reinforcement</i>
<p>Following School's Code of Conduct Following the Fab. 5 Rules for Success. Community service, charity, recycling, Passport Community Service etc Working hard, neatly and independently. Excelling in academics, projects etc. Working well in a group, helping others. Completing Home Learning tasks. Reading, helping the Librarian. Picking up litter, using the bin, cleaning class, tidying up.</p>	<p>Class Dojo/House Points Student given Class Leadership role Earns Class Champion certificates Student Leadership role Student receives verbal & written positive remarks Work displayed and shown to other classes and teachers Appointed as class buddy, Reads to other classes Library Monitor. Library awards. Student given praise or star sticker. Junior Section 'Marbles in a Jar'</p>

Examples of Consequences:

The following, stepped Discipline Pathway is typical:

<i>Example of Behaviour Violations (as per MOE Bilo, 2018-2019) for FS1-Y3</i>	
No deduction of Behaviour Points. Meetings with parents & written communication (IRs/WLs) is followed. Damage to school property will be charged.	
<ol style="list-style-type: none"> 1. Being late for more than 10 minutes 2. Absence by more than 3% without an excuse 3. Non-compliance with uniform 4. Lack of personal hygiene (hair, nails, clothing) 5. Lack of following positive behaviour rules inside & outside classroom, such as maintaining calm & discipline 6. Misuse of electronic devices. 7. Misuse of school facilities. 8. Misuse of learning resources. 9. Verbal abuse. 10. Writing on school walls & vandalising school buses & furniture. 11. Inciting to provoke, threaten or intimidate any child. 12. Frequently keeping some educational resources (stealing). 13. Long hair for boys & western hair cuts 	
<i>Example of Behaviour Irregularities (as per MOE Bilo, 2018-2019) for Y4-13</i>	
1) Verbal warning, 2) Written IR, 3) Written WL with deduction of Behaviour Points (1st time -2, repetition -4) etc.	
First Category Violations	<p>First Category (minor) Violations (1st time email, 2nd time IR sent home, 3rd time WL):</p> <ul style="list-style-type: none"> • 1.1; Being late without acceptable justification. • 1.2; Non-compliance with uniform (school or PE) • 1.3; Failure to bring books/school supplies • 1.4; Failure to follow positive rules of behaviour inside/outside class • 1.5; Sleeping in class • 1.6; Eating in class without justification • 1.7; Non-compliance about completing HW & assignments. • 1.8; Bringing any means of communication, such as mobile (p46; 1st time confiscate until end of day, 2nd time deduct 2 marks & confiscate for one week, third time deduct 4 marks & confiscate for the rest of the Term) • 1.9; Misusing electronic devices, such as playing games & misusing headphones • 1.10; Any similar action.
eg. 1st time	1) Written WL with deduction of Behaviour Points (1st time -8), 2) Written WL with deduction of -8 Behaviour Points, 3) Suspension 1-3 days) etc.

	<p>Second Category Violations (Medium Risk)</p> <ul style="list-style-type: none"> • 2.1; Repeating the irregularities of the first Level more than 3 times • 2.2; Absence from school without acceptable excuse, including before or after holidays & weekends, or for exams • 2.3; Entering or leaving the classroom without permission during the session, or not attending sessions/activities without an excuse. • 2.4; Inciting to provoke, threaten or intimidate • 2.5; Violating public morals, such as dressing/styling to resemble the other gender • 2.6; Writing/damaging school/bus walls or furniture. • 2.7; Taking, possession, sharing photos of staff/students without their permission • 2.8; Verbal abuse • 2.9; Smoking in school or possessing any smoking tools. • 2.10; Private License holders who use private cars without obtaining necessary school approvals. • 2.11; Trying to steal. • 2.12; Misuse of Means of communication, such as Mobile on trips. • 2.13; Any similar action.
Third Category Violations	<p>1) 1st time written WL with -12 Behaviour Points, 2) Suspended from school for up to 1 week. St. can be banned from bus for repetitions</p>
	<p>Third Category Violations (Dangerous)</p> <ul style="list-style-type: none"> • 3.1; Repetition of one of the Second Degree Irregularities more than 3 times • 3.2; Leaving school without permission/escaping during the school day • 3.3; The acquisition, possession, display & promotion of unauthorized materials, information, electronic materials & those contrary to values, morals, etiquette & public order or modesty. • 3.4; Defaming peers or staff on social media • 3.5; Bringing or possessing white weapons or similar in school • 3.6; Sexual harassment in school • 3.7; Physical assault of peers or staff (physical bullying) • 3.8; Systematic theft or concealment • 3.9; Attempt to destroy/damage school equipment/facilities & seize them. • 3.10; Tampering of or vandalising buses, harming Driver/Conductor or road users. • 3.11; For License holders, driving recklessly around school, failure to follow safety rules& security instructions. • 3.12; Failure to deliver means of communication (Mobile) • 3.13; Any similar action.
Fourth Category Violations	<p>1) Written WL with -20 Behaviour Points. Exclusion from school pending investigation</p>
	<p>Fourth Category Violations (Very Serious)</p> <ul style="list-style-type: none"> • 4.1; Repetition of one of the Third Degree Irregularities more than 3 times • 4.2; Use of means of communication (eg. Mobile) for illegal/ immoral activity, or in any way that harms the education foundation or its employees/users. • 4.3; Destroying or damaging school equipment/facilities & seize them. • 4.4; The acquisition, possession or use of firearms, white weapons or the like in school • 4.5; Sexual abuse in school • 4.6; Physical assault leading to injury of peer or staff • 4.7; Leaking exam questions, or participating in any way • 4.8; Causing fires in school • 4.9; Impersonating others in school dealings or forging school documents. • 4.10; Abusing political, religious or social symbols of the State • 4.11; Possession, bringing, promotion or use of any kind of narcotic drugs or psychotropic substances, or being under the influence. • 4.12; Broadcasting or promoting extremism or atheistic ideas & beliefs against the social & political systems of society. • 4.13; Any similar actions. • 4.14; Insulting the divine religions or provoking all that causes strife at school.

The WSS Discipline Pathway

F. The WSS Stepped Discipline Pathway; 'Prevent, Developmental, Therapeutic'		
<i>Action</i>		<i>Example of when this may be applied</i>
1	Verbal warning by concerned staff	Low-level Category 1 Violations; for the first time – eg. low-level class disruption, off task, uniform, ID, Late, forgot learning materials/HL etc.
2	Loss of Points	Repeating Category 1 Violations
3	Email home by concerned staff.	Repeating Category 1 violations or to accompany any IR or WL sent home
4	Incident Report.	Category 1 Violations
5	Report any Safeguarding concern/Incident on GUARD	Bullying, fighting, verbal abuse, parent abuse of child, etc.
6	Apology/Reflection letter written by student	To accompany any IR/WL incident
7	St. referred to Inclusion Team for counseling	For any Safeguarding concern, pattern of negative behaviour, part of IBP
8	Parent pays for any loss/damage	Deliberate or neglectful damage, loss or taking of property (school or others) or facilities
9	Loss of responsibilities/privileges	As part of an IBP, Safeguarding concern
10	Warning Letter sent home with Loss of Behaviour Points as per policy	Category 2-4 Violations
11	St. put 'On Report' for repeated violations	Repeated IRs or WLs sent home
12	Individual Behaviour Plan (IBP) with Inclusion Team & Section Pastoral Team.	Following WL2, if 'At Risk' of being Blocked from re-enrollment
13	Social Academic Report (SAR) sent home.	Termly for SEND/SOFA, in case of ongoing behaviour/academic concern, unsupportive/challenging parent
14	Internal Suspension (temporary)	Fighting, Category 3 & 4 Violations
15	External Suspension (temporary)	Serious Fighting, Category 4 Violations
16	'On Probation' & Re-enrollment blocked for the following year	After 2 WLs, abusive parent,
17	'Conditional Admission' Letter for Sept. re-enrollment	Blocking after the re-enrollment fee has been paid
18	'No Place September' Letter	Failure to make significant improvement in behaviour
19	File referred to MOE SPEA in case of mid-year Level 4 irregularities	For serious L4 violations that would negatively impact on student or staff safeguarding

Suspension

- For severe disciplinary incidents (such as fighting), students may be given a suspension.
- Internal suspensions are completed in school, when the student stays in the Success Centre for the day.
- During suspension, a student is not permitted to attend any classes or to participate in any ECA or trip.
- During the days of suspension, school work & assessments (except external & Term exams) will be marked as zero.
- A student may make up work missed, and materials that he/she missed may be available to him/her, but no grade will be awarded for this work.

Birthdays & Parties (aligned to our Healthy Lifestyle Policy)

- Junk food containing sugar & chemicals may contribute to hyperactivity & an unhealthy weight. Therefore, if parents wish to send a treat to class, **please send healthy fruit treats to share**. Please **avoid cake, sweets, chocolates, fizzy drinks, or other junk food**.
- If you send 'Goody Bags' or birthday treats, please send enough for the whole class. If a parent sends only for a

select group, the treat will be sent back home at the end of the day.

- Parents must **never send in food items with nuts** due to severe allergy issues. If nut treats are sent in, Teacher will send back home at the end of the day.
- All students may **wear non-uniform clothes** to school on their birthday if they wish (modesty & cultural sensitivities must be followed – knees & shoulders covered, no inappropriate slogans).
- If your child has their **birthday during a holiday, they may come in non-uniform clothes & celebrate their birthday on another day** (please email the Teacher accordingly).

Junior (FS1-Y2)

- Only FS have classroom birthday parties with guests (FS family may attend their child's birthday party in class).
- **Birthday parties** for FS students run 30 minutes before the end-of-day only.
- Please book your FS child's birthday party **with the class teacher at least one working day before** the party. Parent to email the Teacher.

Primary (Y3-6) & Secondary (Y7-13)

- Teaching time should not be disrupted, so if the Birthday treat arrives after Break time, it will be distributed during the last 20 minutes of the school day.

Blooms Taxonomy of Higher Order Thinking' Skills

Learning & thinking are so much more than just memorising facts. Blooms identified **6 levels** of higher order thinking, which we aim to reinforce through lesson activities, questioning, tasks & Home-Learning:

Working towards expected level		Working at expected level		Working at greater depth	
➤ 1. Knowledge	➤ 2. Comprehension	➤ 3. Application	➤ 4. Analysis	➤ 5. Evaluation	➤ 6 Creating

Books, Apps & Learning Resources

- Learning materials (books, APPs etc.) are included in the school fees the same as teachers salary! There is no separate book fee amount. Learning resources are given to your child once the Term fees have been paid.
- **WSS provides the required learning materials once per course. If a course runs over 2 years, students need to keep their books & APP pws carefully for use in the second year. Lost books would have to be paid for.**
- WSS has a BYOD policy incorporated into the curriculum, learning activities & Assessment Policy, so **every Y3-13 child needs to bring a personal Device to school daily from home.**
- Students may have **up to one exercise book per subject per Term**, subject to the old book being full & signed off by the Teacher. Additional exercise books may be purchased from the Bookstore.
- Our textbooks & resources are British curriculum-specific, though some are printed in-house.
- Students need to **cover books (plain paper or sticky-backed plastic is recommended) & label (name, Class, ID, Subject).**
- **Graffiti of any kind is not allowed.**
- Primary-Secondary students are encouraged to have a **locker** to store their books in, to reduce the weight of their daily bag.

Bus Transport (BBT) (see also 'Drop-off & Pick-up Policy' & 'Transport')

- **Bus Fees (all fees subject to change) may change for the upcoming academic year 2025-26; we are waiting for the final confirmation from the management.**
- As per SPEA, BBT will not allow any student of fourth and lower grades (Y5 & below) to get off the bus before confirming the presence of their parents or their representative to receive the student at their drop off point with the BBT issued Guardian card. If the adult is not available or the authorised person is not available without Guardian card, the student will be returned to the school by BBT .
- Bright Bust Transport (BBT) school buses are available to pick up and drop off students to/from their homes (or as arranged with BBT) on **certain** routes.

- **Meet the BBT Service Delivery Executive to confirm available routes, cost & timings before booking your seat at WSS.**
- The route travel time may vary depending on the number of students and traffic conditions.
- Please note that **Bus Fees/bus refunds/bus routes/timings are out of school hands** & subject to BBT policy & change.
- Refunds will not be provided where there is an interruption, discontinuation or suspension of services due to events which are beyond the reasonable control of BBT (for example, school closure or lockdowns, natural calamity).
- Bus fee refunds are only applicable in cases where fees for more than one school term have been paid by the parent and services are not required for the succeeding term(s). Exam and study leave periods do not qualify for fee waiver/refunds.
- **Pick-up time;** students must be at their pick-up point on time as Drivers will **wait for only one minute.**
- Bus locations are reviewed at the start of each year.
- If you require a **temporary change of home-time transport arrangement** on any day, please complete & **submit an 'Early Exit' Pass online**, & email details in the morning to the Class Teacher/Form Tutor, or contact Reception for an Early Exit form (see below) **at least one hour before home time.**
- **To avoid misunderstandings, changes to arrangements will not be made over the phone.**
- **Carrying the school ID card for the bus is compulsory** for Safeguarding reasons, once issued. If the child does not produce the ID card we will take the following action;
 1. **Verbal warning,**
 2. **Email/Phone call,**
 3. **Incident Report with lost Behaviour Points,**
 4. **Excluded from boarding the bus.**
- BBT charges school for buses for trips, competitions, matches & extra activities. These charges will be included in trip/Activity charges.

Contact BBT:

BBT Service Delivery Executive (BBT SDE)	Mr. Thomas Rajan	055 2378382 sde-wss@sts-group.com 800 STSS (7877)
---	------------------	--

Bus Fees (all fees subject to Change) (updated 4/7/24)

Sr. No	Area / Route	Annual Bus Fee (AED)	Bus Fee Per Term (AED)		
			Term 2 (Sept - Dec)	Term 3 (Jan - Mar)	Term 3 (Mar - Apr)
1	Sharjah – Muweilah	4,730	1,892	1,419	1,419
2	Other areas in Sharjah	5,200	2,080	1,560	1,560
3	Ajman – Al Bustan, Emirates City, Hamidiya, Jurf, Karama Main Street, New Industrial Area, Nuyamia, Rashidiya, Rumailah Dubai – Al Qusais, Muhaisnah, Oud Al Muteena	5,720	2,288	1,716	1,716
4	Al Warqa'a 1, Al Warqa'a 2, Mirdif	6,290	2,516	1,887	1,887

Home-Time Bus Boarding Policy

BUS STUDENT NOTICE

.....GEMS Westminster School, Sharjah.....

Ramadan Dispersal

- 🕒 12:20 PM – Student Dispersal
- 🚪 12:35 PM – Bus Doors Close
- 🔔 12:40 PM – BBT Dispersal Drill
- 🚌 12:42 PM – Bus Departure

Regular Dispersal

- 🕒 2:05 PM – Student Dispersal
- 🚪 2:20 PM – Bus Doors Close
- 🔔 2:25 PM – Dispersal Drill
- 🚌 2:27 PM – Bus Departure

Late Policy

- 🗨️ 1st – Verbal warning
- 📞 2nd – Parent call
- 🚫 3rd – No boarding + Parent pickup + Warning letter
- 📅 4th – No boarding + Parent pickup + 1-day suspension
- 📅 5th+ – No boarding + Parent pickup + 2-day suspension

Be on time • Go straight to your bus • No running or pushing

STOP Bus leaves on time for safety
Safe, Timely, Smart

STS
STS Group

Boarding the bus late delays departure, which means that WSS buses get stuck in the traffic around school. This delays drop-off times for all students, which is unfair on others.

Please note following process for late boarders:

1. Teachers will release children on time at home time as per their staggered, SLT-given timing.
2. Bus students must go directly to the bus (or quickly via the washroom, if required) & board. They must not get off again.

Bus Code of Conduct

Safety on the bus is essential. Dangerous behaviour is not acceptable due to **safety considerations.** **We must be safe & sensible at all times:**

Our 3 Bus Rules; 1) Sit Safely (seatbelt) 2) Quiet please 3) Manners

General Bus Safety Rules:

- Stay seated safely (with seatbelt on)
- Follow directions given by WSS staff
- Talk/ **quietly** (wear headphones if using a device)
- FS1-Y4 students must be **met at the drop-off point by a designated adult with an ID card.** If no one is there to pick-up, after one minute, **child will be taken back to school for parent pick-up.**
- Parents wishing their Y5+ children to be dropped off at the drop-off point alone should sign an consent form (with BBT CCE).
- **Bring ID card & swipe every day**

Being Safe & Sensible Behaviour on the Bus Means:

- I behave sensibly so as not to distract the driver.
- I stay sat down in our place with our seat belt on while the bus is moving.
- I never throw items inside, or out of the bus.
- I talk quietly, using polite, respectful language to all.
- I am kind to others – no bullying or fighting.
- My litter goes in the bin, or stays in my bag.
- I take care of the bus so there is no damage to the bus.
- I am sensitive to others' needs for space and quiet.
- I am punctual, so the bus arrives at school, & leaves school, on time.
- I bring my bus ID. card daily.
- For health, safety and hygiene reasons, eating on the bus is not permitted.

WSS Stepped Approach to Bus Behavior Management

Example of Behavior	Action by WSS Staff
<p>For safety-related behaviour issues:</p> <p><i>Behaviour that is not safe or sensible; troubling or being disrespectful to others, moving around out of his/her place, not listening to the Conductor, distracting the driver, potentially dangerous behaviour for self/others.</i></p>	<ol style="list-style-type: none"> 1. Verbal warning by Conductor/Driver 2. Behaviour Record Log: WSS bus Conductor will record incidents in the Bus Behaviour Log. 3. Parent Phone call/email 4. Incident Slip; Serious or repeated incidents will be forwarded to BBT CCE for follow-up. These are filed in the student's Portfolio 5. Repeated or serious safety-related behaviour issues will result in a Temporary Bus Ban, then Term Bus Ban, then Permanent Bus Ban. 6. Fighting or abuse of any other person on the bus will lead to immediate bus suspension. 7. Verbal or physical abuse of staff or other children by parents is not allowed. 8. It is strictly not allowed for parents to confront any other person's child, or to climb aboard the bus to confront staff or students.

Calendar

The following School calendar dates are subject to SPEA change (please note that Term assessments usually run during the last 2 weeks of each Term, particularly Term 1 & Term 3 (TBC):

Statement	From	To	Duration of Vacation	البيان	من	إلى	مدة الإجازة
First Day of School for Students	August 25, 2025			بداية العام الدراسي للطلبة	25 أغسطس 2025		
Winter Break for Students	December 8, 2025	January 4, 2026	4 weeks	إجازة الشتاء للطلبة	8 ديسمبر 2025	4 يناير 2026	4 أسابيع
Students Return to School	January 5, 2026			استئناف دوام الطلبة	5 يناير 2026		
Spring Break for Students	March 16, 2026	March 22, 2026	1 week	إجازة الربيع للطلبة	16 مارس 2026	22 مارس 2026	أسبوع
Students Return to School	March 23, 2026			استئناف دوام الطلبة	23 مارس 2026		
Last Day for Students	July 2, 2026			نهاية العام الدراسي للطلبة	2 يوليو 2026		

Academic Year 2026/2027			
Description	From	To	Duration
Start of the academic year for students	31-Aug-26		
Winter break for students	14-Dec-26	31-Dec-26	3 weeks
Resumption of classes	4-Jan-27		
Spring break for students	5-Apr-27	8-Apr-27	1 week
Resumption of classes	12-Apr-27		
End of the academic year for students	1-Jul-27		

Academic Year 2027/2028			
Description	From	To	Duration
Start of the academic year for students	30-Aug-27		
Winter break for students	13-Dec-27	30-Dec-27	3 weeks
Resumption of classes	3-Jan-28		
Spring break for students	27-Mar-28	30-Mar-28	1 week
Resumption of classes	3-Apr-28		
End of the academic year for students	29-Jun-28		

Academic Year 2028/2029			
Description	From	To	Duration
Start of the academic year for students	28-Aug-28		
Winter break for students	11-Dec-28	28-Dec-28	3 weeks
Resumption of classes	2-Jan-29		
Spring break for students	26-Mar-29	29-Mar-29	1 week
Resumption of classes	2-Apr-29		
End of the academic year for students	28-Jun-29		

Canteen/Snacks

- A small canteen is available for Primary-Secondary students which offers a range of snacks for breakfast & Break times. Students may visit the canteen as per their schedule.
- **A healthy packed lunch (no junk food) is required for all Junior students as they do not use the Canteen.**
- Water is available all day, but all students need to **bring a reusable water bottle daily**, as there are **no cups available**.

<p>√ ☺ Suggestions for healthy snacks:</p> <ul style="list-style-type: none"> -Fresh fruits and vegetables in bite size pieces -Pasta/rice & other salads -Sandwiches (eg. cheese & salad in brown bread (avoid meat, fish, eggs or dairy products unless you are sure the ice pack will stay cold to keep the food fresh)) -Dried & fresh fruit -Yogurt, milk and fruit juice -Fruit & oat bars 	<p>X ☹ For health & safety reasons, please do not send:</p> <ul style="list-style-type: none"> *Nuts (some children suffer with life-threatening allergies) *Glass bottles/containers *Chewing gum *Hyper-making junk food such as chips, biscuits, fizzy drinks, cake, sweets, chocolate, fatty foods and foods high in sugar &/or artificial additives/preservatives.
--	---

Carpark Use & Safety

- WSS has a parent/visitor carpark. Use of the school carpark is subject to availability of space, following safe parking & driving rules & use at the visitors' own risk.
- **Instructions given by the Carpark Security guards must be followed, & respectful communication maintained**
- Gates close at 4:30pm on regular school days (usually 8am-2pm during holidays).
- WSS is no way liable for any accident/loss/damage
- Parents are requested to get a **Carpark sticker** to display in the car window from Reception


Charity

As per MOE/SPEA approval, we may have charity events to support MOE/SPEA-approved initiatives (such as for

collecting groceries for our poorer community members during Ramadan, or the 'Red Crescent').

Class Transfer (Class Change)

- Class & teacher allocation are done considering the best interest of all our students to ensure that our **classes are balanced** (girls/boys, Arabs/Non-Arabs, SEND, social concerns etc).
- **Parent requests for Class transfer will always be reviewed. However, it may not always be possible to transfer due to lack of seats, balance of classes, or for social/academic concerns.**
- Should you feel a change of class is required please note the following process:
 1. Parent meets the PRE & completes a Class Transfer request form (see below).
 2. PRE forwards the Class Transfer form to the concerned staff to check for seat availability, class balance & social/academic requirements.
 3. PRE informs parent what is possible.
 4. **This process takes 1-2 weeks. Immediate transfers are not possible.**

	Parent Request for Class Transfer		Date:
			<i>Format updated: 10/6/25</i>
Student name:		ID:	Current Class:
We are requesting a class change. We understand that school will review our request, however, accommodation would be subject to seat availability & class balance.			
Requesting a move to:	Reason (✓):		
	<input type="checkbox"/> Social issues with classmates		
	<input type="checkbox"/> Twin sibling in another class		
	<input type="checkbox"/> Sharing LSA		
			<input type="checkbox"/> Other:
Parent sign:		Contact:	

For WSS Admin:

Class Transfer Approval							
#	To Action	Date form given	Action	Approved (✓)		Reason	Comments:
				Yes	No		
1	PRE		1) Parent submitted Transfer Request. 2) PRE passes completed form to Registrar				
2	Registrar		1) Checks class numbers & available seats. 2) If no, returns form to PRE. If yes, passes to SLT			<input type="checkbox"/> No seats available <input type="checkbox"/> SPEA approval not given <input type="checkbox"/> Other:	Child could be moved to (specify all appropriate classes):
3	Section SLT		1) Checks with TL & Class Teacher if the change is appropriate (social/academic reasons & class balance) 2) If no, returns form to PRE. If yes, passes form to VP			<input type="checkbox"/> Social concerns <input type="checkbox"/> Class balance <input type="checkbox"/> Other:	Child could be moved to (specify all appropriate classes):
4	VP		1) Checks System timetable requirements (Arabic Regular/Special etc.) 2) Returns form to PRE			<input type="checkbox"/> TT issues <input type="checkbox"/> Other:	Child could be moved to (specify all appropriate classes):
5	PRE		Call parent & inform them of the decision & start date (if any)	Message to Parent was that...			Parent agreed that...

Communication (Home-School & School-Home)

Effective home-school communication is key to our children's success. We want our parents to feel fully engaged in an effective learning partnership. For this to work, we need to have positive, timely & respectful home-school communication.

We believe that parents and teachers are **partners** in the educational process, therefore **regular home-school communication (emails, PULSE & PTM) is expected**. General communication is via:

Emails Feedback at Parent-Teacher Meetings (PTM) Attending school open days, events, activities & Coffee mornings PULSE School & Class Newsletters	Mornings Meetings Active membership of FOW SMS Phone calls
---	--

- **Please keep the school updated with your correct contacts** to ensure we can communicate in case of emergency, critical deadlines & as required.
- You will be given the teachers' work email. Please note that **staff should respond to communication within 2 working days. Staff may not be free to access work emails during the weekends & holidays**, so please communicate on working days.
- Communication methods include Teacher/Form Tutor emails, the Parent Handbook, weekly Newsletters, Coffee Mornings, Phoenix, Letters, and other email/SMS communication as required.
- Please **check your email Inbox & the School Newsletters weekly**. Newsletters include important Diary Dates & policies, so please read them carefully each week to keep yourself updated.
- Staff **personal mobile numbers will not be given** out.
- Parents will be given the relevant teachers' work email IDs, and are free to communicate regarding their children's progress & achievement, concerns, queries & information (such as leave requests, family circumstances that may be challenging their children, etc).
- Teachers must respond to your **emails within 48 working hours**. If they do not, please inform SLT for follow-up.
- Teachers & management will **respond to emails during working hours (7:15am-2:30pm) on working days (Monday-Thursday)**.

Complaints & Concerns

Our team are dedicated professionals. However, as with any relationship, there may be misunderstandings or concerns from time-to-time. If this is the case, please note:

- Communication between home-school should **always be in line with our Code of Conduct, based on mutual respect. Any form of abuse to staff (directly, on social media, or to a third person, written or verbal), including insults, aggressive/disrespectful messages, defamation of character, shouting, bad language etc. is unacceptable & will lead to disciplinary action.**
- If you have any complaints about a WSS staff member, please bring them to the school management for our follow-up.
- Please contact the teacher directly. However, if the teacher is unable to resolve your query, feel free to **meet/email the PRE/Management**. Please note the following communication pathway, as per the case:

Communication Route	Comments
Parent-School & School-Parent	
1 Princial/DSL (Head of Inclusion)/GC	<ul style="list-style-type: none"> • Email, TEAMS of F2F meeting for any Safeguarding concern



1	Parent contacts the PRE	<ul style="list-style-type: none">• The PRE arranges home-school meetings & forwards concerns to the concerned staff for investigation, follow-up & parent update email.• PRE processes long mid-Term Leave applications
1	Email to/from Form/Class or subject Teacher/Parent as applicable	<ul style="list-style-type: none">• Communication may be related to Wellbeing, Leave, achievement, appreciation, attendance, behaviour, books/learning materials, bullying, classwork, effort, HL, illness/health, progress, reason for non-uniform, punctuality, safeguarding/wellbeing, any other issues.• WSS Team should respond to any parent email/PRE message within 2 working days
1	Clinic	<ul style="list-style-type: none">• Parents must inform school immediately of any infectious disease case related to their WSS child
2	Team Leader or Phase Leader	<ul style="list-style-type: none">• Communication regarding more serious matters, such as ongoing bullying, a fight, when the Form Tutor has been unable to solve an issue.• The child's Team or Phase Leader may call/email parents (or parent may communicate with the TL/PL) to discuss concern &/or arrange a meeting.
3	Senior Leadership Team (SLT)	<ul style="list-style-type: none">• Parents/SLT may call a meeting where the concern has gone beyond the scope of the class teacher or MLT.• Formal School Documents would be sent home by MLT or SLT, such as a SAR, Incident Report, or Warning Letter.

Curriculum

- We follow the English (British) National Curriculum.
- We aim to **meet the individual learning needs of each student (personalization of learning)**.
- We aim to ensure that students are able to be **independent, self-confident, inquisitive & life-long learners**, with the skills & attitude to meet the challenges of a fast-changing environment in a global context.
- Students are encouraged to engage with and collaborate effectively with others.
- Learning needs are identified and learning organised so that it is **meaningful** for the students. Students are **supported** in their learning and to take on **responsibility** for their own learning.
- Learning is strongly influenced by the **quality of the relationships** & teamwork between students, home and teachers.

MOE Subjects

- Arabic, Islamic Studies, Moral Education (ME) and Social Studies curriculum are MOE subjects aligned to Ministry curriculum.
- **An Arab passport holder must study Arabic for Arabs.**
- **A Muslim student must take Islamic Studies.**
- Non-Muslim students are taught PSHE rather than Islamic Studies.
- All Students study Moral Education

THE CURRICULUM (English National Curriculum)

Early Years:

The English Early Years (EYFS) Curriculum covers **7 main areas of learning:**

1	Communication & Language	5	Mathematics
2	Personal, Social & Emotional Development	6	Understanding the World
3	Physical Development	7	Expressive Arts & Design
4	Literacy		

- We facilitate our students on their learning journey in the **7 Areas of Learning** through engagement, exploration and by stimulating their creativity.
- We provide a sound foundation of the four skills of language; speaking, listening, writing, and reading, in both English and Arabic (Y1) at their own pace and progress to reach age-appropriate achievement targets.
- We have a well-structured & well-paced reading programme, involving knowledge and understanding of phonics and sight words.
- Number Sense is developed through teaching pre-number concepts and with focus on a hands-on experience.
- Science and environmental awareness are developed through real-life links and experiential learning, with educational trips serving to reinforce these concepts.

Year 1: The main course books for core subjects are chosen from International/UK Publications (with some school workbooks to supplement). Curriculum planning ensures continuity and progression of concepts and skills in each subject throughout the school.

- **Projects, group games, & multimedia are used extensively to enrich the teaching and learning experience in class.**
- School publications are printed to support the practice and reinforcement of topics such as spelling, math concepts, lab. skills, critical thinking, and problem-solving skills.
- Students will learn handwriting by practising letter formation, which will be gradually introduced in each grade.
- Students weak in English may be required to attend the English Language Learner's (ELL) Programme for additional support.

Junior & Primary Sections; Key Stage 1 (Year 1-2) & Key Stage 2 (Y2-Y6)

The learning process in the Junior & Primary Sections is child-centred, experiential, and applications-orientated. Establishing foundation and consolidating learning is stressed in an environment that is caring, practical, related to real life, nurturing and enjoyable.

Secondary Section; Key Stage 3 (Y7-9) & Key Stage 4 (Y10-11)

The KS3 programme consolidates and reinforces the educational foundations established in the Junior & Primary Sections. The learning process focuses on individualised student needs and extending academic expectations. Students are encouraged to take greater responsibility for their learning, working with increasing independence & confidence. Students in Y11 take UK IGCSE examinations.

Key Stage 5 (Y12-13, Sixth Form)

- Sixth Form is an ‘A/S’ & ‘A’ Level programme, external UK examination board (such as the Cambridge or EDEXCEL Boards).
- **To join our Sixth Form programme, students must achieve 5 IGCSE exam passes (A*-C Grade) including a B Grade in the subjects they wish to study at A/S & ‘A’ Level.**
- **Failing to meet the below criteria will mean the student is unable to be promoted to the following Year Group.**

- **Ministerial Resolution No. (199) of year 2019 will be applied starting from academic year 2021-2022:** h Y I I

Curriculum	The requirements and conditions for completing the secondary school stage in foreign curricula based on ministerial resolution No. (199) of year 2019		Grades
To be promoted into Y12	British	The student will pass five (5) subjects in the ordinary level (LEVEL GCSE or IGCSE) with one of the following grades: (A * A.B.C.D. E) or (3.4.5.6.7.8.9)	10+11+12
		The student must pass two subjects in the (GCE Advanced Subsidiary) or one subject in (Advanced Level) with one of the following pass scores: (A *, A, B, C, D) The subjects of Islamic Education and Arabic are not included in both levels.	

To Pass Y13

- **Ministerial Resolution No. (883) of year 2019 will be applied starting from academic year 2022-2023:** U

Curriculum	The requirements and conditions for completing the secondary school stage in foreign curricula based on ministerial resolution No. (883) for year 2019		Grades		
To be promoted into G11	British	The student must pass five (5) subjects in the ordinary level (LEVEL GCSE or IGCSE) with one of the following grades: (A * A.B.C.D) or (3.4.5.6.7.8.9) provided that they include the following subjects: Mathematics A subject of science (physics, chemistry, Biology (or dual science subject) * <u>General track only</u> English language or English literature.	10	11	12
		The student must pass two subjects of (GCE Advanced level) with one of the following pass scores: A *, A, B, C, D) The subjects of Islamic Education and Arabic are not included in both levels.			

To Pass G12/Y13

We also offer **Arabic** for Arabs, Arabic for Non-Arabs, & **Islamic Studies** (for Muslim st.) for Arabs & non-Arabs, Social Studies (for Arabs & non-Arabs), plus MOE Moral Education (ME).

Damage to School or Others' Property

Wilful or negligent damage to school, bus or others' personal property by any student, parent or visitor is unacceptable & will be charged.

Digital Devices & Learning Resources

Digital Devices, IT & AI are an integral part of our lives in general & in school. Please note:

- **All Y3-13 students are required to bring their own digital device from home daily** (eg. laptop, I-Pad etc) as part of our teaching & learning programme. The BYOD (Bring Your Own Device) programme is subject to parents & students signing a contract to promote safe, responsible IT usage.
- **Most of our 'Books' & learning materials are now in digital format.**
- WSS promotes IT literacy to assess & personalise teaching & learning.
- The school has safety blocks in place to safeguard our children from inappropriate sites & material, however parents are requested to be extra vigilant to avoid their child installing a VPN & over-use of their device for games & Social Media at home
- Digital devices & accessories are sent in **entirely at your own risk. WSS accepts no responsibility for their loss, theft or damage.**
- Misuse/inappropriate use of IT is a serious disciplinary issue.

Documents & Photocopying

- If you require any individual document from school, other than online Reports or uploaded learning material, there is an admin. charge of **AED21/-** (including VAT @ 5%) **per document**, payable at the Cashier. This charge would apply to any school document unavailable on Daleel 2.
- The first, original system fee receipt is printed for free, but any reprint would cost **AED1.25 per sheet** (as per photocopy charges).
- If you need to **submit any important/original documents to school, please submit them directly to the concerned staff.** Do please **avoid giving precious documents to anyone else** to forward for you (such as other staff, or sending in with your young child, as School is not responsible for lost documents in this case).


Drop-off & Pick-up Policy

- **Parents/visitors must report to Reception** & not go inside school (except Junior parents for drop-off/pick-up as per scheduled timings & route with their ID card), as this is a Safeguarding concern.
- **The school gate opens at 6am.**
- Students waiting for school to open wait in the front forecourts with WSS staff supervision. Students must wait quietly & safely. Running about in the Forecourts is dangerous (very hard surface) & not allowed.
- After the first week of school, only Junior parents may drop off their child at the class.
- At 7:30am the East & West Lobby Doors will be closed, so **late children then enter by the main Reception door** & sign in as 'Late' at Reception.
- After 7:25am, Junior students will be escorted to class by WSS staff.
- **Being repeatedly late is a discipline issue.**

Early EXIT Pass (Early Pick-up) & Home Time


Missing learning time affects students' learning & grades, so we discourage parents from taking their children out of school early. However, if you have an unavoidable emergency, please:

1. Parent completes an online '**Gate Pass**' through GEMS parent portal/GEMS Connect.
 2. Complete a 'Early Exit Pass' & wait in Reception
 3. **Show your EID & Parent Pass to Reception.**
 4. The receptionist will have your child brought to Reception.
 5. On exiting school, parent will give Security Guard the slip to allow child to leave.
- **It is not allowed for parents to go directly to class to take your child.**
 - **Late requests for Early Exit Passes cannot be accommodated** as the Support Staff leave for Bus duty so are not available to go to classes (except in the case of Clinic Pass).

	WSS Student Early Exit Pass		Date:	Time:	
	<i>Format updated 26/5/25</i>				
	Student name:		ID:	Class:	
	Student name:		ID:	Class:	
	Student name:		ID:	Class:	
Student name:		ID:	Class:		
Parent/Guardian has emailed/met us requesting the following temporary change to <u>exit</u> time/transport arrangements:					
Leaving by Own Transport	Leaving with an adult other than parent/guardian.	Taxi	Bus number:	Send home by Early Bus	
Pick-up adult EID:					
Reason for leaving early:					
Parent signs: <i>"I take full responsibility for all missed lessons, assessment & learning."</i>					
<i>For WSS approval (sign):</i>					
Reception:	Clinic <i>(in case of Clinic Exit):</i>	BBT:	SLT:	Teacher:	

Independent Exit at Home Time

Parents may wish to approve independent exit for their Y10-13 children in case they are unable to pick-up their child from school at home time. This is not recommended due to safeguarding concerns. However, if required, parents please complete & submit the form below to the PRE, & purchase a **purple** lanyard from the BBT office.

		WSS Student Independent Exit Disclaimer		<i>Format updated: 10/6/25</i>	
Validity of Independent Exit Pass (dates):					
From:			To:		
Approval & Disclaimer for my child/ren to leave WSS school premises at end of their school day independently, without an approved adult accompanying.				Child may leave school alone (with or without siblings)? (✓)	
				Alone	Only with sibling
Student name:		ID:	Class:		
Student name:		ID:	Class:		
Student name:		ID:	Class:		
<ul style="list-style-type: none"> • I give permission for my child/ren, as named above, to <u>exit the school premises without parent or other approved adult accompanying, at the end of their school day</u> ('end of day' as defined by school management) on any school day during the agreed time period mentioned above. • <u>I accept full responsibility & indemnify WSS from any responsibility</u> for my child/ren leaving school at the end of their day without an approved adult accompanying. I agree that <u>no WSS staff will be held liable</u> or responsible in any way for the safeguarding, wellbeing, security or behaviour of my child/ren outside school premises in relation to this arrangement. • <u>I understand that independent exit is subject to my child wearing the special purple lanyard (bought from BBT) for their ID card that identifies them to Security as having parent approval for independent exit, & will ensure that they wear this to school daily.</u> • I understand that my child/ren will not be allowed to re-enter the school premises once they have left for the day. 					
Father name:		Signed:		Date:	
Mother name:		Signed:		Date:	
Father Contact:					
Mother Contact:					

Own Transport (OT Pick-up & Drop-Off, Unaccompanied Exit & Early Exit Policy

Y3-13		
Morning	Afternoon	General

<p>It is very important that all students arrive for registration on time. Missing learning time is unacceptable.</p> <p>Students that arrive on site late must enter the school via Reception where they are signed in as 'late'.</p> <p>Waiting students must wait quietly outside their respective entrance (All <u>Juniors & Y3-13 Girls in West Forecourt, Y3-13 boys in East Forecourt</u>).</p> <p><u>Parents wishing to come onsite must wear their Parent ID & lanyard</u></p> <p>There is no admittance for Y3-13 parents into school (for Safeguarding reasons) via the Lobby doors. Only Junior parents wearing their ID may enter the school building to drop children to class. <u>Other parents please report to Reception for assistance.</u></p> <p>Parents may drop-off their children outside the designated entry (West Lobby for Girls or East Lobby for Boys) Forecourt doors or wait with them there until the students are allowed into school, as they wish.</p> <p>If you need to meet a teacher, please report to Reception for assistance. Reception will deliver items and messages to the classroom. Ideally, parent messages should be emailed directly to the concerned staff.</p> <p>If you require any temporary change to normal pick-up/drop-off arrangements, please email your instructions in the morning to the Class Teacher/Form Tutor.</p> <p>To avoid dangerous misunderstandings, changes to arrangements will be made following written request, not over the phone.</p>	<p>If you require to pick up your child during the school day please report to Reception and get an <u>Early Exit Pass</u> for your child <u>at least one hour before the end of your child's school day.</u></p> <p>A member of staff will then go and get your child from class for you. Please be patient as this will take a few minutes, especially at busy times.</p> <p>An Early Exit Pass is available up to one hour before home time (12:15pm/2:20pm) after this time pick up will have to occur at the usual home time.</p> <p>If you require any temporary change to normal pick-up/drop-off arrangements, please email your instructions in the morning to the Class Teacher/Form Tutor. To avoid dangerous misunderstandings, changes to arrangements will not be made over the phone.</p> <p><u>Y3-13 students</u> must be collected from their respective Forecourt promptly at hometime (from either the West Forecourt (Y3-13 Girls) or East Forecourt (Y3-13 Boys) areas ONLY). Please do not arrange for either you or your driver to collect them from anywhere else (the Carpark is out of bounds to unaccompanied students)</p> <p>At the end of the school day students must wait quietly in their allocated area (students are not to enter Reception, school building, other Forecourt, or leave the school grounds unaccompanied).</p> <p>Students may collect younger siblings, but are not allowed to leave the premises without designated adult supervision, or a parent-signed <u>Exit Alone Pass</u> with an orange lanyard (<i>not advisable due to safety concerns, however, please meet PRE for this form if required</i>). Parents not following these rules do so at their own risk.</p> <p>Regular late pick-up by parents impacts the children's wellbeing, so is a disciplinary matter.</p>	<p>This policy is to promote the safeguarding of our students. Failure to follow this policy is a disciplinary issue.</p> <p>Parking for parents & staff is available in the Visitor Car Park.</p> <p>It is illegal to park across & block the emergency exit gates since access is required for emergency vehicles at all times; please park in the visitor carpark or away from the school gates.</p> <p>STUDENTS ARE NOT ALLOWED TO LEAVE SITE IF UNACCOMPANIED, except students with pre-signed parent approved <u>Independent Exit Disclaimer form</u> (please meet PRE for a form if required)</p>
<p>Morning (Juniors)</p>	<p>Afternoon (Juniors)</p>	<p>General</p>

<p>Junior parents may escort their children to their classroom through West Lobby doors, entering and leaving via the West Lobby Doors with their special lanyard ID.</p> <p>No parents are allowed to enter Primary or Secondary Sections of the school.</p> <p>Please leave school ASAP so that teaching can start on time.</p> <p>All late Junior students must be left at the internal Reception door so Staff can take them to class. <u>No parents are allowed to take late students to class</u></p> <p>To avoid separation anxiety, parents are requested to LEAVE YOUR CHILD AS SOON AS POSSIBLE AND GET OUT OF SIGHT QUICKLY, as this allows your child to settle quicker.</p>	<p>FS at early home time:</p> <p>FS parents enter the FS corridors via the West Lobby Doors subject to showing their yellow lanyard ID card. Doors will open 15 mins. prior to home time & close 15 mins. after.</p> <p>FS parents are not allowed into the school at other times.</p> <p>Once the children are collected, parents must take them directly off site through the West Lobby Doors as lesson are continuing elsewhere in the school.</p> <p>Parents are not permitted to visit or wander around any other part of the school.</p> <p>Any parents of Junior children using the paid Babysitting service can enter via Reception until end of the late school day. After this time, parents can enter via the West Lobby doors only.</p>	<p>As for Y3-13</p>
---	---	----------------------------

Bus Transport Arrangements	
Morning	Afternoon
<p>The bus bay at the back of the school is designated for WSS Buses. The <u>bus gates are not for staff or visitor entry.</u></p> <p>If the buses arrive early the students remain seated on the bus in their designated seat until the doors open.</p>	<p>If you require to pick-up any bus student from school (i.e. you do not require your child to go home on the bus that day) please <u>inform teacher by email that morning & apply to Reception for an Early Exit Pass by latest one hour before home time.</u> A member of staff will then go and get your child from class for you. Please be patient as this will take a few minutes, especially at busy times.</p>
<p style="text-align: center;">FS</p> <p>Conductors/Nannies will escort FS students to their classrooms.</p>	<p>FS1-Y1 bus children are collected by their bus Conductors at home time and escorted to their bus.</p> <p>Once they are seated in their correct seat and have their seat belts fastened, the bus will leave.</p> <p>The BBT CCE will inform the conductor if a parent has taken an Early Exit Pass & collected a child that would normally use school transport.</p>
<p style="text-align: center;">Y2-13</p> <p>Y2-4 students are escorted to the bus by their class teacher a few minutes before Secondary students are released from class.</p> <p>Y5-13 students once released by their teacher must make their own way immediately to the bus.</p>	<p>The BBT CCE must inform the conductor if a parent has taken an Early Exit Pass & collected a child that would normally use school transport.</p> <p>At home time bus students must make their way immediately to their bus, scan their ID card & sit quietly in their place. Arriving late or refusing to cooperate with staff is unacceptable & will lead to disciplinary action (this may include not being allowed to board the bus, Warning Letters, & long-term suspension from using the bus. Any fighting will lead to automatic bus suspension.)</p> <p>Once students are seated safely in their designated seat and have their seat belts fastened, the bus will leave.</p>

English

WSS students are multi-lingual & all languages are respected & valued. However, WSS is an English medium school, so lessons are delivered through the medium of English, except during Arabic, Social Studies (Arabs),

Islamic & French lessons. Students & Staff are expected to speak English in all lessons, except during Arabic/French medium lessons/activities/assemblies.

Fees

- Fee income is schools only source of income & is critical for meeting our financial commitments & for smooth operations. Therefore it is **critical for parents to clear their due fees on time.**
- Tuition fees are subject to SPEA approval & change without notice. As per MOE Bilu, school fees are due by latest the **first day of each Term.**
- **First Term (September-December) fees need to be cleared before any student is admitted/assigned a class for a new academic year.**
- **Compulsory SPEA-required external Assessments will be charged (added to school fees)** to concerned students.
- Please **do not give large amounts of money to your child to bring to school** as it may get misplaced. WSS is not liable for any loss. It is safer to use the online portal for fee payment, or for parents to meet the cashier.
- **Fee Defaulters** are not eligible to receive any assessment results, Report Cards, PTM, Teacher communication related to progress/attainment, TC or other document, or to re-enroll for the next academic year.
- We want to avoid embarrassment, upset & inconvenience, so please clear fees on time. If you have a financial emergency & will be delayed paying T2 & T3 fees, do please contact the PRE or Principal early for a **Payment Plan** once the first month's fees of the Term have been cleared.

Please see below for this year's Fee Structure. However, the Fee Structure is subject to MOE-approved change. Even if fees were paid in advance, any fee rise would be applicable for that academic year.



Please note:

Updated 15/5/25

- All fees are subject to Authority approval & change without notice.
- Tuition fees are exclusive of SPEA-mandated external assessments (GL PTE, PTS, PTM & CAT4, TALA, PASS etc.)
- In case of any Authority-approved revision in fee structure, the difference would be payable, backdated as per Authority approval.
- The seat Booking fee is non-refundable for any reason, but deductible against first Term fees.
- School fees are due by the latest the first day of each Term (as per MOE Bilo Article 52). First Term fees are due in full before any child is admitted.
- In case of pending fees, school & Daleel systems would not be able to provide any Report, assessment/progress discussion, Daleel documents, or official school document.
- Please have the student school ID when paying at the School Cashier (cash, credit/Debit card or cheque).
- Cheques should be made out to 'GEMS WESTMINSTER SCHOOL SHARJAH'.
- An online Fee payment facility is available & highly recommended, once your child has been enrolled. Thank you.

Year Group	Term 1 (August-December)	Term 2 (January-March)	Term 3 (April-July)	Total SPEA-approved Tuition fees for AY 2025-26
FS1	5506	4130	4129	13765
FS2	5486	4115	4114	13715
1	5642	4232	4231	14105
2	6616	4962	4962	16540
3	6620	4965	4965	16550
4	6662	4997	4996	16655
5	6738	5054	5053	16845
6	6796	5097	5097	16990
7	6812	5109	5109	17030
8	7526	5645	5644	18815
9	7540	5655	5655	18850
10	8420	6315	6315	21050
11	9568	7176	7176	23920
12	10058	7544	7543	25145
13	10802	8102	8101	27005

Contacts:

Registrar: Ms. Stephy

Email: registrar_wss@gemssedu.com

Landline: 00971 (0)6 5426323

School website: gemswestminsterschool-sharjah.com

Principal/CEO: Ms. Valerie Thompson

Email: valerie.t_wss@gemssedu.com

Landline: 00971 (0)6 5426323

School website: gemswestminsterschool-sharjah.com

Fees Due on taking a Mid-Year TC (SPEA Circular 31/5/22):

- If the student attends for a period of two weeks or less, a month is calculated from the value of the school fees
- - If the student attends for a period exceeding two weeks and a maximum of one month, the student will be counted two months of the school fees.
- - If the student attends for more than a month, the value of the entire semester is calculated. - Refunded fees are calculated as of the date of the application officially submitted by the guardian regarding his desire not to continue his son/daughter in school, or the date of the student's discontinuation if
- Was ahead of the application date.

Re-enrollment Fee (SPEA Circular 31/5/22):

4.2. Charge fees in advance

4.2.1 The school may collect the registration fees from the new students or renew the registration of current students in the school for the following academic year within four (4) months prior to its start, for the purpose of reserving a seat for the learner, provided that it will be deducted later from the educational fees for that academic year, provided that this amount does not exceed (5%). Not exceeding (1,000) dirhams of the value of the approved educational fees

4.3 Fees refund:

- 4.3.1. The school is entitled to not refund the enrolment fees or the enrolment renewal fees (reserving a seat) in the event that the learner does not attend it, as specified in Paragraph (4.2.1)
- 4.3.2. If the learner does not attend school during the first week of the academic year, and his parent does not inform the school of this, the school may cancel the seat reservation and reserves the right not to refund the enrolment fees or enrolment renewal fees, and the learner shall lose the seat if there is no vacant seating in the school after that.

Fire & Other Emergency Drills

- Fire & other safety drills are carried out each Term/Year to promote Safeguarding.
- On hearing the fire alarm bell, all staff, visitors & students must leave the building immediately, in a calm, orderly manner, proceeding to the pre-arranged assembly point (visitors to the Sports field).
- Fire escape routes are posted up in all classrooms, corridors & offices.

Floor Plans (WSS) (Subject to change)

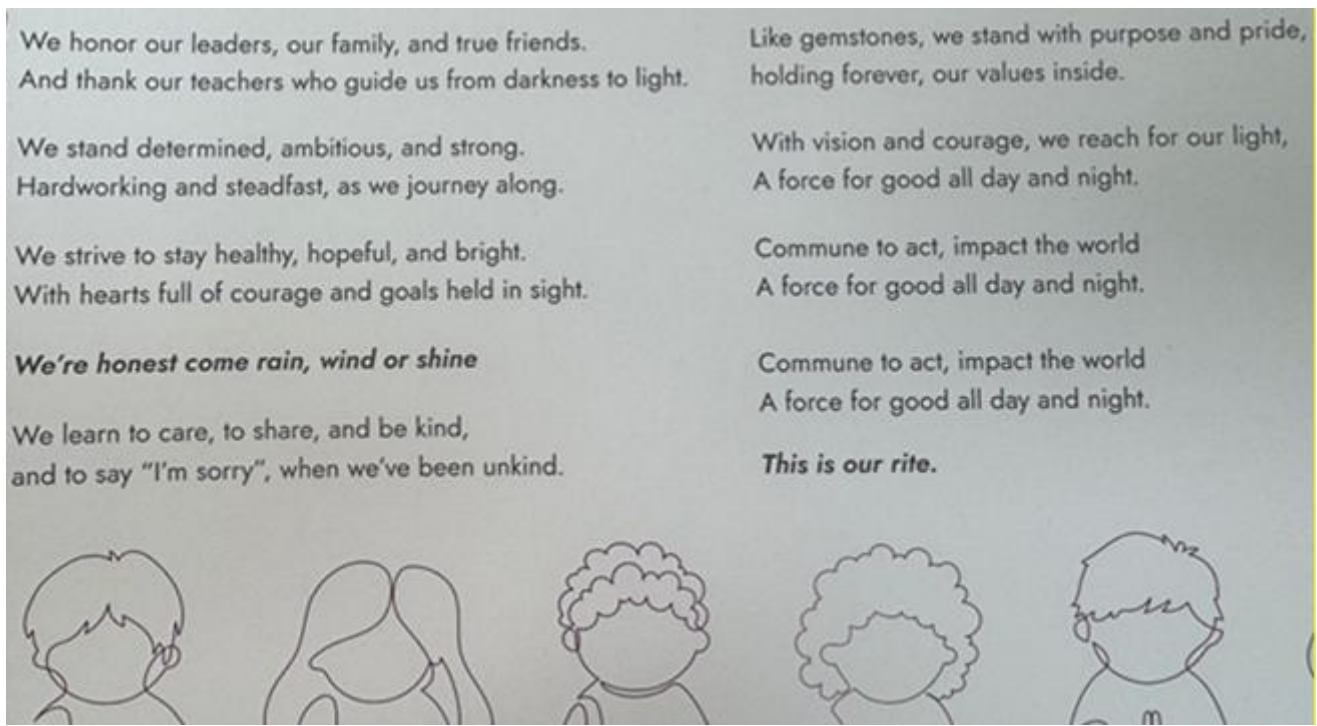


Friends of WSS Parent Group (FOW)

- The Friends of WSS (FOW) is a voluntary group of parents committed to parental engagement for student learning & school improvement. The aim of FOW is to foster parent-school-community cooperation & communication to promote school's vision of '*Excellence Through Teamwork; Success for all*' to enrich the lives of all our children.
- The FOW role is **not to discuss individual student/parent issues**; these should be directed to the school's Parent Relations Executive (PRE).
- FOW meet regularly to plan activities to support the student learning.
- The FOW is a support body and does not directly interfere in operational matters.
- Examples of FOW activities may be LAB membership, presentations to students or other parents, organizing & attending school events & activities, National Day and International Day, arranging learning-related intervention programmes for students, volunteering in class, sharing brilliant ideas etc. The list is endless!
- If you wish to join, please contact the PRE.

GEMS Song

GEMS song is used in all its schools. The lyrics support the 'Be a GEM' policy based on character development.



Gifts

- Although there is no expectation of gifts, there may be times when you would like to show special appreciation to your child's teachers.
- Gifts up to the **value of \$100/-** for an individual gift, such as flowers or chocolates etc. are appropriate.
- Gifts from a combined group of students may be up to the **value of \$300/-**.
- Staff are not allowed to accept anything more expensive.
- Appreciation emails & cards are also very encouraging & motivating for teachers! Thank you.

Gifted & Talented Students

WSS has a Gifted & Talented Policy which is published in full on the school website. G&T students are identified

using CAT4 SAS Score as a start point. An extract is as follows :

3. Definitions

The following definitions for gifted and talented students are taken directly from the KHDA Inspection Framework and thus align with the UAE vision for education. They are based on the 'Differentiation Model of Giftedness and Talent' (Francoys Gagne) and align with international best practice.

- The term Giftedness refers to 'a student who is in possession of untrained and spontaneously expressed exceptional natural ability in one or more domain of human ability.' These domains will include intellectual, creative, social, physical abilities. In the case of a gifted student, whilst exceptional potential will be present, they may actually under-achieve.
- The term talented refers to 'a student who has been able to transform their 'giftedness' into exceptional performance. Talented students will always demonstrate exceptional levels of competence in the specific domains of human ability.
- All gifted students have the potential to be highly able but not all highly-able students are truly gifted.

5. Identification

Gifted and Talented students at GEMS are considered to be students of exceptional ability who are judged as showing outstanding skill in one or more of the following areas:

- General intellectual ability
- Specific aptitude in one or more academic subjects
- Leadership and interpersonal skills
- Visual arts
- Performing arts
- Sports and athletics
- Technical ability including coding and programming.

Academic Gifted and Talented – CAT4:

Cognitive Abilities Test 4 (CAT4) is used as the foundation for identifying intellectual ability in children aged 6 and above. This is a measure of ability in various elements of reasoning and can therefore be an indicator of innate potential in various academic pursuits. Standardised scores of 127 or above in any battery of the CAT4 assessments indicate that a pupil is within the top 5% of the general population for that area of reasoning.

Pupils who score above 119 in any battery are considered to be in the top 7% of the general population. At GEMS, we use CAT4 to identify our Gifted and Talented pupils in the following ways:

- Students with a CAT4 score of 119-126 in two or more batteries are considered to be '**Group 1 Gifted and Talented**'
 - Students with a CAT4 score of 127 or above in two or more batteries OR have a score of 130 or above in one battery are considered to be '**Group 2 Gifted and Talented**'.
-

Glass

For Safety, please **avoid sending any glass items to school with your child**. In case of accident, **broken glass is extremely dangerous**.

Glasses

It is highly recommended for children to wear **plastic lenses in their eye glasses** in case of breakage.

Hair

- Students' long hair (past shoulder length) should be tied back with school uniform clips & ties In school. This keeps the hair out of the eyes & helps reduce the risk of Lice infection.
- As per Authority instruction, boys are not allowed to have long hair (touching the shoulder or longer), or to wear typically female or extreme western hair styles.

Head Lice

As in all schools, at times there may be cases of head lice, which are extremely infectious & inconvenient. Please note:

- WSS has a **Zero tolerance for Lice**
- The Clinic conducts hair checks.
- In case of lice infection, the school policy is that:
 1. The Nurse calls parent to take their child home, as lice are extremely infectious to the other children.
 2. If the parent does not pick up the call, the Clinic will email the parent.
 3. Bus children may return home by bus if the parent is unable to collect them, but would not be returned to class due to the infectious nature of lice.
 4. The child returns to school when the hair is clear of all lice & nits.
 5. Following treatment, the child will be checked by the Clinic (taken by parent or sent by Form Tutor) first thing in the morning to check the hair before being admitted to class
 6. Once the nurse has given the 'all clear' the child will be admitted to class.

Treatment:

- Lice and their eggs (nits) are treated by a special lice shampoo (available in any pharmacy) and by daily combing through the hair with a special narrow-toothed comb.
- It can take repeated treatments & combings to completely clean the hair, so perseverance over several weeks is required.
- It is common for lice to spread through the whole family, so all members of the same family should be treated at the same time.

Holy Quran

- At each Assembly & event, a student will read a passage from the Holy Quran.
- All children & staff must treat the Quran & Quran Recitation with respect.
- There must be **no clapping after the Quran recitation.**
- Values & principles from the Quran are reinforced through linking to real life.
- WSS holds an annual, inter-school Quran Recitation Competition.

Home-Learning (HL) (Homework)

- Teachers assign HL according to the scheme of work and students' needs, & may include a balance of reading, skills practice, revision & projects.
- Most HL is optional (though highly recommended). However, some are assessed as part of the Term's Continuous Assessment Report Grade, so if your child could not complete their compulsory HL, please email the teacher in explaining the reason, so that the teacher can follow-up.
- The following table is a guide (subject to change):

Year Group	Details of HL	Approx. time for HL	Comments
FS1			
FS2	Sharing stories	Up to 15 mins	Do not assign HL every day except reading, or if catching <u>up</u> missed work. Practicing basic skills. Collecting pictures, completing missed work, CL activities, practice workbook pages as per Tr. request.
Y1	Reading +1	15-20 mins	
Y2	Reading +1	30 mins	A little every day
Y3	Reading +1	30 mins	A little every day. Include & allow time for independent project work & research.
Y4	Reading +1	30 mins	
Y5	Reading + 2	45 mins	Every day. Include & allow time for independent project work & research.
Y6	Reading + 2	1 hour	
Y7+	Reading + 3	1-1 ½ hours	

Home-School Contract

As per Authority requirements, all parents sign a Home-School Contract on admission & then Annually. The Home-School contract is binding. Failure to comply may lead to blocking of the re-enrolment facility for the following Academic Year.

House System & Points

Our behaviour management system includes rewards for good behaviour & achievement, & appropriate consequences for failing to follow our Code of Conduct.



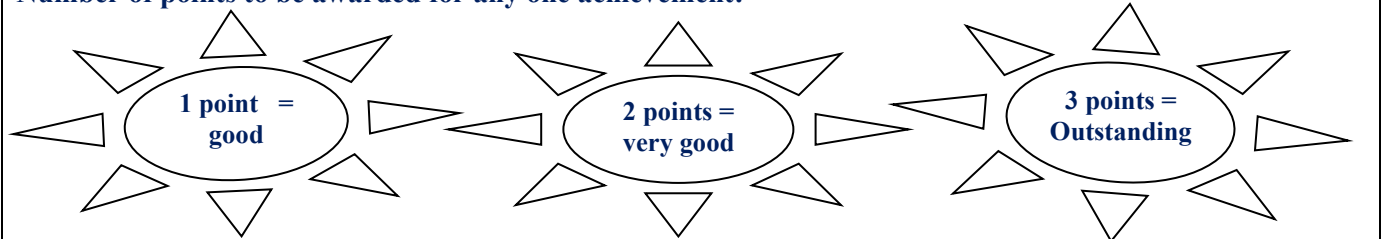
Students belong to one of four Houses (**Scorpion (red)**, **Dolphin (blue)**, **Arabian Horse (green)** & **Falcon (yellow)**). Students earn points for demonstrating positive learner profile attributes. At times HP could also be deducted. Certificates and other awards are presented in Assemblies.

Every year, students are selected, after nomination, elections and interviews, to take on leadership roles to lead their peers & House. Roles include Class Leaders, Student Council Members, Houses Captains and Vice Captains (girls & boys), Head Boy/Head Girl & Deputy Head Girl/Boy). They supervise Break duties, committees, activities and support during school events.

- Points are added up & **certificates** awarded for Toppers.
- Character & House Leaders organize Inter-House competitions.

Students can earn/lose points in the following ways:

Number of points to be awarded for any one achievement:



Other Rewards

- Certificates for 100% attendance, Commendation Certificates, etc.
- Positions of responsibility.

Please note how we use 'Dojo Points' to reinforce good behaviour and learning in WSS:

😊 Earning Dojo Points (up to 3 at a time):

- **Following the Fab. 5 Rules for Success and being Focused on Learning:** When your child is well-behaved,

attentive, and ready for class, they can earn points.

- **Respect and Politeness:** We reward students who show respect to teachers, friends, and follow the rules.
- **Helping Others:** If your child helps classmates or works as a team, they can get points.
- **Doing Homework and Classwork.**
- **Positive Attitude.**
- **Leadership and Responsibility:** Students who take on leadership roles or help with activities can receive points.
- **Kindness.**
- **Good Behaviour Outside Class:** We also consider how your child behaves outside of school.
- **Being on Time.**
- **Effort and Determination:** When your child is trying hard, they can earn points.
- **Improving Skills:** When your child gets better at their skills through hard work, they get points.

Losing Dojo Points (up to 3 at a time):

- **Being Disruptive:** If your child disrupts their friends' learning time, they can lose points.
- **Not Following Instructions.**
- **Lack of Focus:** Consistently being inattentive during lessons.
- **Bad Language or Conduct:** Using bad language or being disrespectful can lead to point deductions.
- **Wrong Attire:** Failing to wear the right uniform/ID card.
- **Not Completing Tasks:** Not doing assignments or homework.
- **Being Late:** Arriving late for class without a good reason.
- **Skipping Classes:** Skipping learning time without telling the teacher.
- **Bullying or Harassment:** negatively affecting the wellbeing of others.
- **Safety Violation:** Doing things that could hurt or endanger self or others.
- **Damaging Property:** Breaking/taking school or others' property.
- **Not Improving Behaviour:** If a behavior Improvement Plan isn't followed.
- **Continual Misbehaviour:** If a child keeps misbehaving despite warnings, more point deductions may be needed.

ID. Cards (Parents)

- **For security, wearing your school ID is mandatory at all times when on site.** Anyone entering school premises without their Parent ID must sign in with Security at Gate 1 & take a Visitor Pass.
- If you do not bring your ID card to school, you will be **required to sign in at the gate & borrow a visitor' Pass.**
- Junior parents will be issued with a **yellow** lanyard, which allows them to the class for drop-off & pick-up.
- The initial school ID will be issued free of charge. However, in case of loss, a replacement fee will be charged at **AED 25/-**.
- WSS Parents are issued with a **WSS Parent ID Pass on admission (please upload both parents' photos for it too), so please bring this with you if you want to enter the WSS premises at any time** (Drop-off/Pick-up times, Assembly, Coffee Mornings, Sports Day, PTM etc.). Since our children's safety is a critical issue, please note that anyone failing to supply a picture ID will not be allowed inside the school.

ID. Cards (Students)

For Safeguarding, all students are issued with a free identification card (ID) for use in school, the **bus & Library**. This should be **worn to school daily with the correct colour lanyard** (the lanyard indicates transport type to Security). The card will be issued free of cost, but replacement cards will be charged at approx. **AED25**. Failure to wear the ID card is a Safeguarding risk, therefore a disciplinary issue.

International Mindedness

An important part of our ‘hidden curriculum’ is to develop character as reflected in the ‘Be a GEM’ Behaviour Policy. We do this through the ME & Wellbeing curriculum, assemblies, shows, Sports Days, events & activities. Intolerance, Bullying & discrimination are illegal & unacceptable at WSS.

Laboratories (Labs)

- Science is taught best through practical activities, so Lab-use for practical activities is a regular part of the science curriculum in the Secondary Section.
- Health & safety are a priority.
- Older students should bring a Lab. coat for practical sessions.

Late Policy

<i>Student arrival time:</i>		<i>Action by WSS Staff</i>
7:15-7:25am		<ul style="list-style-type: none"> • Student proceeds straight to class through Forecourt doors.
<i>Late; arriving after 7:25am</i>		<i>Action by WSS Staff</i> <ul style="list-style-type: none"> • After 7:25am, Form/Class Tutor marks student as late. • After 7:30am, the Reception staff mark the student as ‘Late’ on the system • The Student Late Report is actioned by SLT/MLT & Trs. as required
<i>Number of ‘lates’</i>		
<i>Per week</i>	<i>Perm month</i>	
2	2-4	1. Loss of Points & verbal warning/email by Teacher
3	5	2. Verbal warning by SLT & email.
4	6	3. Incident Report sent home by SLT
5	7	4. Incident Report sent home by SLT
	8	5. Section SLT/MLT meeting with parents
	9+	6. WL sent home
		7. Student loses 1 day’s attendance.

Leadership

Leadership is an important ‘Be a GEM’ attribute for current & future success. Leadership is reinforced through the Student Council, class activities & the hidden curriculum. All students are encouraged to take on responsibility & experience leadership opportunities as much as possible, such as peer teaching, group work, Environment Leader, Class Leader, Student Council member, House Captain/Vice Captain, Head Boy/Girl & Deputy Head Boy/Girl etc.

Secondary Section Student Council & Islamic Council Selection Policy

1. Purpose

This policy aims to promote *student leadership capacity development, voice, and responsibility* within the Secondary Section through a transparent, fair, and structured selection process for both the Student Council and the Islamic Council.

2. Scope

This policy applies to all students from Years 7–13 who wish to apply for leadership positions in either the Student Council or the Islamic Council.

3. Core Values

The Councils operate in alignment with the GEMS Core Values – *Global Citizenship, Respect, Excellence, Leadership, and Innovation* – and the school vision: *"Excellence Through Teamwork, Success for All!"*

4. Eligibility Criteria

All applicants must:

- Be enrolled full-time at GEMS Westminster School.
- Meet minimum academic requirement of A*-B in all subjects.
- Have a clean disciplinary record (no incidents of physical altercation, Warning Letters, or similar disciplinary concerns).
- Have excellent attendance (minimum 95%).
- Demonstrate positive classroom responsibility, constructive attitude, and respect for peers and staff, high standards of punctuality & uniform.
- Exhibit leadership potential, teamwork, responsibility and initiative.
- Students with prior council experience will be assessed additionally on past performance and contribution.

5. Leadership Positions (subject to annual review & change as per school requirements)

Student Council Positions	Islamic Council Positions
Head Boy & Head Girl (Year 13) Deputy Head Boy & Deputy Head Girl (Year 12) Sixth Form Leader & Deputy (Years 12–13) Sports & House Captains (Years 12–13) Deputy Sports & House Captains (Years 10–11) <u>Other roles may include:</u> Wellbeing, Anti-Bullying, Sustainability, Cultural Heritage, Family First Ambassadors, Youth Parliament Delegates (Nominated), ‘Read Like a GEM’, University Readiness Leaders, Volunteer Captains/Deputies, KS4, KS3, UAE Vision Leaders, Arabic, Innovation, E-Safety, Digital Leaders	Head Boy & Head Girl (Years 10–13) Deputy Head Boy & Deputy Head Girl (Years 10–13) Cultural Event Organizers (Boys & Girls) (Years 10–13) Character Leaders (Years 9–13) Awareness Leaders (Years 9–13)

6. Application Process

- Applications are submitted via an official link shared by the Form Tutors in September.
- Students must select a role appropriate to their Key Stage and submit all requirements before the deadline.
- Late or incomplete applications will not be considered.
- Any technical issues must be communicated with supporting evidence before the deadline.

7. Selection Process

(i) Screening Round

- Form Tutors review applications using a common rubric provided by the Phase Leader/Career Guidance Counsellor. The Rubric is reviewed annually.
- The Rubric may include academic record, attendance, punctuality, behaviour, teamwork, communication, and initiative.
- Shortlisted candidates are forwarded to Team Leaders to the next round of interview.

(ii) Team Leader Shortlisting

- Team Leaders conduct F2F interviews and shortlist the candidates based on rubrics.
- Role-specific interviews may be held with Teacher-in-Charge (e.g., Sustainability Leader).

(iii) Phase Leader & SLT Interviews

- KS5 phase leader shortlists the eligible candidates for Head Boy/Girl, Deputy Head Boy/Girl and Sixth Form Leaders to next round.
- KS3 and KS4 Phase Leaders interview and shortlist candidates for the rest of the positions in the council.
- Presentation of Action Plan for Head Boy/Girl, Deputy Head Boy/Girl and Sixth Form leaders roles **to the** SLT in a standard WSS format.
- Section SLTs shortlist the eligible candidates to final round.

- Final round of interviews for the above roles is conducted by the Principal and Vice Principal.

(iv) Sports & House Captain Criteria

- Active participation in school sports events (verified by PE department records).
- Demonstrated sportsmanship and motivation.
- Contribution to event leadership.
- Medical fitness clearance.
- Service mindset / previous contributions towards the school community.
- Final round of interview will be done by Head of PE department.

(v) Islamic Council Process

- Islamic Education Teachers review applicants.
Shortlisting based on:
 - Consistent grades of A* or B in Islamic Studies.
 - Quran recitation and religious knowledge.
 - Leadership ability and responsibility.
 - Active participation records in Islamic events.
 - Observance of Islamic dress code and etiquette.
- Shortlisted students complete a written assessment to evaluate their knowledge of Islamic values and commitment to council duties.

8. Evaluation & Decision

- Past contributions in leadership positions & community service adds merit.
- SLT decision will be final.

9. Announcement & Feedback

- Results are announced during school time by posting the elected council members' names on the school wall, & celebrated in the school Newsletter.
- All applicants will receive feedback.

10. Term Duration

- Members serve for one academic year.

11. Code of Conduct

Council members must:

- Uphold the GEMS Code of Conduct ("Be a GEM").
- Maintain discipline, attendance, and positive behaviour.
- Represent the school with integrity.
- Discipline consequences for a serious breach of conduct may be a Warning Letter or removal from the Leadership Council.

Leave

- The Authorities requires that students attend school for a minimum number of school days. **As per SPEA, it is not allowed to promote a student to the next year group if the student is absent for more than 15 consecutive days, or more than 30 days throughout the year.**
- Parents decide whether the 'urgency/emergency' requires mid-term leave from school, & school respects parents' decision, while implementing the Leave policy.
- A **Medical Fitness Certificate** (safe to attend class) should be submitted to the school Clinic in the case of joining back after any serious injury, operation, or infectious disease.
- **Evidence** supporting the validity of the Leave must **submitted in order to 'Approve' Leave within 2 working days of the start of the Leave. Medical certificates submitted after Report grades have been submitted to SPEA cannot be accepted.**
- Leave forms would only be processed by school subject to the clearance of all pending fees.

Leave is approved for the following reasons (with valid evidence):

1. Medical Leave of child (evidence – Medical Leave Certificate)
2. Bereavement of a close family member (evidence – Death Certificate)
3. Umrah /Haj (evidence Visa or flight tickets)
4. Authority appointment (passport, visa etc) (evidence - Appointment letter/card)

- Approved Leave means that Term Report grades would be based on Continuous Assessment in the case of missed Term exams
- Parents may choose to proceed with ‘Rejected’ leave, however Rejected leave would be deducted from the child’s annual allocation of 30 leave days, & Term Report grades would exclude the exam marks (maximum grade possible would be a PASS) in the case of missed Term exams.

For 1-8 Working Days’ Leave


- Parents apply online through their Parent Portal for all leave of 1-8 working days.
- Approved Leave applications with valid evidence will be approved by school on the system & will not be counted towards the ‘Absence Record’ of 30 annual days.

Leave of more than 8 Working Days

- Extended leave during Term-time is not recommended. However, in emergency cases we understand that parents may need to take their children out of school.
- Extended Leave would be approved with the same conditions as the 4 reasons listed above.
- In addition to the usual parent portal online application, parents please submit a Leave application form to the PRE for Principal’s approval.

Extended Leave Without Informing School

- Students who take uninformed extended Leave (more than one month) risk losing their seat through being ‘Struck Off’ the school & SPEA system (S/O).
- It is very critical that school is informed about all leave.

	WSS Student Mid-Term Emergency Leave Application	<i>Format updated: 10/6/25</i>
---	---	------------------------------------

Student name	Class	ID:	Leave from (date):	Will return to school on (date):

Reason for leave:

Dear WSS Principal,

Due to an emergency, we request Term-time leave for our child/children as above, as a special case. We understand that:

- As per the Authority rule, Leave of more than 15 consecutive days, or a total of 30 days during any one academic year, may lead to my child failing to be promoted to the next year group. As per SPEA, attendance of T3 Promotional exams is compulsory.
- Leave during Term time is only approved in the following circumstances (with evidence):
 1. Medical Leave of child (evidence – Medical Leave Certificate)
 2. Bereavement of a close family member (evidence – Death Certificate)
 3. Umrah /Haj (evidence - Visa or flight tickets)
 4. Authority appointment (passport, visa etc) (evidence - Appointment letter/card)
- Missed Term exams (not approved) would be given '0' marks towards the Term Report, which would therefore be a Pass mark only.
- For missed exams (approved), then a Continuous Assessment mark will be given on the Term Report.
- School will process this Leave form subject to no pending school fees.

Parent sign: _____

Date: _____

Parent contact: _____

Cashier/Accounts Officer sign: <i>(there are no pending fees for the leave period requested above):</i>	Date:
---	-------

✓	Principal comments:		
Leave is Approved: <ul style="list-style-type: none"> o Give continuous assessment mark on Report Grades for missed exams. o Mid-Term Assessment may be rescheduled subject to Section SLT approval 	Leave is <u>not</u> Approved: <ul style="list-style-type: none"> o Give '0' marks for missed exams & a pass grade (50%) for Report Grades o Mid-Term assessments not to be rescheduled 	To be failed in T3 SPEA & Report data if continuous assessment grades are Fail	Inform Section SLT if absence continues beyond approved date, or if a FD
Medical Leave Certificate attached	o This is for information only	<i>Comments:</i>	
Other valid evidence attached	o No Evidence attached o Evidence attached is inadequate.		
Sign: _____		Date: _____	

Leaving WSS (See also 'TC')

Completing SPEA processes when a child changes school takes time. Parents who wish to take their children out of WSS need to:

1. Make an **online application for a TC by the second week of June** for end-of-year leavers due to Staff summer leave. Late applications may delay completion of your TC until after the summer Break

2. No payment to the school as the parent will extract the TC from Daleel & pay SPEA
3. Parents should not extract the transfer certificate from Daleel until they receive a notification from the school. This is to ensure that the authority has promoted the student to the next year group.
4. Daleel will be ready for issuing transfer certificates after the students have been promoted. Parents will be notified by the GRE via email with the date it becomes available along with the steps for obtaining the transfer certificate from Daleel.

Library

WSS has two Libraries managed by full-time librarians, providing a selection of reading material (in English, Arabic & French) & library competitions. Borrowing Library & Reading books is a part of our compulsory curriculum.

- All children visit the library with their teacher once a week to borrow new books or read together.
- A library period is part of every student's Arabic & English curriculum.
- A **replacement charge will be levied for any lost (not returned) or damaged books.**
- Students **need their school ID card** to borrow books.

Lockers

- Primary-Secondary students can book a school locker for the academic year.
- Books, spare stationary & learning materials for school may be stored in the locker. **School is not responsible for lost personal items.**
- Students are responsible for providing a padlock & keeping the locker clean & tidy.
- Decoration/graffiti is not permitted.
- **Damage to the locker & loss/damage of locker key will be charged.**

Lost & Found Property

- Lost & Found items (uniform, stationary, books, etc.) are stored in the **'Lost and Found' cupboard in East Lobby.**
- Valuable items (such as digital devices, watches) are kept with Security at Gate 1.
- Non-collected items are sent to charity at the end of each Term.
- Please **name all your child's belongings** (a marker pen on the label works well), so that lost items can be returned to your child if found.

Marking

WSS has a Marking Policy. Marking is to personalise learning so students know how to achieve their next level.

- Marking is not done every lesson - **not every piece of work is marked.**
- Not all spelling mistakes will be corrected. This would depend on the subject & Learning Objective.
- Some work will be **self or peer assessed** to encourage more reflection on the learning & success criteria.
- **Students are expected to reflect on & respond to the teacher's marking comments, as these outline & guide 'next steps' in learning.**
- If your child's work is not being marked regularly, please contact the Section SLT for follow-up.

Medical Facilities (see also Safeguarding)

- The school's 2 Clinics are located on the ground floor opposite the Bookstore.
- We have four nurses and two full time doctors.
- If you have any concern about the health of your child, please feel free to contact the medical team.
- **The Doctors' decisions related to all health & MOH matters are final.**

Accidents and Emergencies

- When your child requires emergency treatment, every effort will be made to contact you. To assist with this, please **keep school updated with your current contact details**.
- In the case of a serious emergency, the school doctor will call an ambulance & the child will be transferred to a government hospital (usually Al Qassimi Hospital).

Immunization + Vaccination Programmes

- For children's & community health, parents need to make every effort to keep their child's vaccinations up-to-date.
- The Ministry of Health requires that you submit your child's vaccination record to the Clinic. This will be checked against the U.A.E. immunization schedule and you will be advised of any due vaccinations.
- Students must be vaccinated at school as per Ministry of Health policy. **Please sign & return any consent forms to the medical team within one week. Failure to do so is a disciplinary issue.**

Medical Checkup:

- The Ministry of Health requires school to give students full medical examinations (including height weight, vision, depression & other assessments). These are carried out by the school Clinic Team and are basic, non-invasive procedures. We also do regular hair check-ups (for lice).
- You may receive a 'Referral letter' for parents to follow-up if your child is diagnosed with any medical concern.
- We recommend that you continue regular medical & eye checks with your family medical practitioner as well.


Medical Approval Forms:

- At the start of each academic year, you will be required to complete medical forms. Please return promptly with all required medical information.
- It is very important that the school is made aware of any medical condition or special needs that your child has and/or any medication they are on. This will help us in case of emergency treatment. The forms are as follows:
 1. **School Health General Parent Medical Consent form.** **As per MOH rules, school is not allowed to provide medical services without it**, except in emergency situations. All students must submit this on admission (*see Form 1 below*).
 2. **Student Medical History form.** This is to be filled so the school is made aware of any health concern, it helps ensure the safety, wellbeing, and proper care of students in school. All students must submit this on admission & at the start of each academic year (*see Form 2 below*).
 3. **National School Screening Form.** It is mandated by MOH to access the health status of students to detect health problems early by carrying specified screening by school clinic team for students FS2, year 2, year 6, year 10. All student must submit the this form on admission (*see Form 3 below*).
 4. **Parent Consent for Medical Condition Management & Medicine Administration.** This is to be filled for students with any **medical condition & those who require medicine to be administered in school** (*see Form 4 below*).

نموذج موافقة عام

School Health General Consent Form

<p>Student's Name:</p> <p>School Grade Class</p> <p>DOB:</p> <p>Nationality:</p> <p>ID Number:</p> <p>I the undersigned agree that medical services for my son/ daughter shall be offered in the school's nurse.</p> <p>I also agree that these medical services will remain provided to my son / daughter and effective until I either refuse these medical services or he /she is transferred from the public school.</p> <p>My consent involves a general approval of curative and / or preventive services that may include first aid , screening for height ,weight , vision acuity , vaccination , hearing test, Dental checkup , blood test for CBC and referral to primary health care centers or emergency room when necessary & to administer the following emergency medications when needed</p> <ol style="list-style-type: none"> 1. Paracetamol to control mild to moderate pain and fever. 2. Antihistamine cream to relieve mild to moderate skin allergies. 3- Epinephrine in an acute allergic reaction 4- Salbutamol inhaler to control asthmatic symptoms. <p>Please list any precautions or contraindications to the above medications that the school nurse needs to know:</p> <p>.....</p> <p>In case of refusal,the above services will not to be offered except in emergency situations which require immediate intervention.</p> <p>If my Son/daughter needs to be transferred to the clinic or emergency room in either my absence or the legal guardian's absence, then I authorize the school to transfer him/her as needed.</p> <p>I also understand that medical record is confidential document. The information in it is circulated only by members of the medical team of the MOHAP.</p> <p>Name:.....</p> <p>Signature of student's parent/guardian.....</p> <p>Relation to the student:.....</p> <p>Tel</p> <p>Date:.....</p>	<p>اسم الطالب:</p> <p>المدرسة: الصف: الشعبة:</p> <p>تاريخ الميلاد:</p> <p>الجنسية:</p> <p>رقم الهوية:</p> <p>أنا الموقع أدناه أوافق على تقديم الخدمات الصحية لابني/الابنتي في عيادة المدرسة بواسطة ممرض/ة الصحة المدرسية.</p> <p>أن موافقتي على هذه الخدمات الصحية تبقى سارية المفعول لحين أقوم أنا برفض هذه الخدمات لابني/ ابنتي أو حين انتقال الطالب/الطالبة من المدارس الحكومية.</p> <p>أن موافقتي على هذه الخدمات الصحية هي موافقة عامة على أي إجراءات وقائية وعلاجية، وتشمل الإسعافات الأولية، قياس الوزن والطول، حدة الإبصار، التطعيمات، فحص السمع، فحص الأسنان، عمل تحليل الدم للفحص الشامل، التحويلات إلى مراكز الرعاية الصحية الأولية وأقسام الطوارئ، وإعطاء الأدوية التالية عند الضرورة:</p> <ol style="list-style-type: none"> 1. الباريتول لتخفيف حدة الألم ذو الدرجة البسيطة أو المتوسطة ومخفض للحرارة. 2. كريم مضاد للهستامين للتخفيف من حالات حساسية الجلد البسيطة والمتوسطة. 3- الإبينيفرين في حالة الحساسية الحادة. 4- فنتولين (سالبيوتامول) لعلاج أعراض الربو. <p>الرجاء ذكر أي موانع لاستخدام الأدوية أو أي احتياطات طبية على الممرض/ الممرضة أن يعرفها:</p> <p>.....</p> <p>في حال عدم موافقتكم ، يرجى العلم بأنه لن نستطيع تقديم هذه الخدمات عند حاجة ابنكم / ابنتكم لها الا في الحالات الطارئة القصوى التي تلزم تدخلنا السريع.</p> <p>إذا أصيب ابني / ابنتي بأي حالة طارئة تستدعي النقل إلى العيادة أو الطوارئ ولم أكن متواجداً أو من بنوب عني فإني أعطى الصلاحية لإدارة المدرسة لنقله/ نقلها حسب الحاجة.</p> <p>إن الملف الصحي للطالب / للطالبة وثيقة سرية لا يتم تداول المعلومات الموجودة بها الا من قبل أعضاء الفريق الطبي لوزارة الصحة.</p> <p>الإسم :</p> <p>توقيع ولي الأمر:</p> <p>صلة القرابة:</p> <p>رقم الهاتف :</p> <p>التاريخ:</p>
---	--

	2. Parent Consent for Medical Condition Management & Administering Medicine		Date:	
			<i>Format updated: 21/05/2024</i>	
Student name:		ID:	Class:	
Health Card:		DOB:		
Child's medical history related to this medical Condition:				
<i>Please tick (✓) as appropriate:</i>				
Medical condition:			Yes	No
Allergies (other than food/medicine. Specify which allergies)				
Bronchial asthma				
Diabetes mellitus				
Epilepsy				
Food allergy (specify which, if <u>yes</u>)				
Heart disease				
Medicine allergy (specify which medicines, if <u>yes</u>)				
Myasthenia gravis				
Others (specify, if <u>yes</u>):				
Child's Physician Name:		Clinic/Hospital name & Address:		
Physician's Phone no:				
Emergency Contacts				
Name	Relationship	Contact no:		

If you ticked yes for any illness, please submit the following to the WSS Clinic:	
<ol style="list-style-type: none"> 1. An updated medical report has to be submitted to the school clinic <u>in</u> the beginning of the academic year. 2. An updated medical report must be submitted to the school clinic when there is any change in your child's health <u>condition</u> or any new medical condition arises for your child. 3. If your child needs any medications to be administrated during school hours, a doctor's prescription needs to be submitted. Medications should be delivered by the parent/guardians to the clinic. 	<ol style="list-style-type: none"> 4. Any required medication must be sent in the original packaging and should be clearly labeled with <u>student's</u> name, required doses, timing and route of administration. (see page 2). 5. Any submitted medication must be within sell-by date. Expired medications not collected by the Parent will be discarded by the Clinic. 6. In case of any changes, please contact <u>school</u> medical team immediately to update this consent form accordingly.
<ul style="list-style-type: none"> • I authorize the medical staff trained in the basics of <u>the first aid</u> in the school clinic to give my child first aid when they deem it necessary. • I understand that every effort will be made to contact me in the event of an emergency requiring <u>Medical</u> attention for my child. However, if I cannot be reached in case of emergency, I hereby authorize the medical team to transport my child to the nearest medical care facility (government hospital as per MOH rules) in an ambulance to secure necessary medical treatment for my child's urgent health and wellbeing. 	<ul style="list-style-type: none"> • I authorize the medical staff to disclose the health condition of my child to other <u>concerned staff</u> in school as required for my child's health, wellbeing and safety. • In case of any change of <u>the emergency</u> contact, I will update the medical team. • In case of any changes in the health condition of my child, I will contact the school medical team to update this consent form accordingly.
Parent Sign:	Date:
Mobile:	

Details of the Medicines to be Administered to my Child		
Name of medicine	Dose/frequency	Route of administration
Parent Sign:	Date:	
Mobile:		

2

Details of the Medicines to be kept in my Child's bag		
Name of medicine	Dose/frequency	Route of administration
<ul style="list-style-type: none"> • I hereby confirm that my child is well trained to use the medicine in case of <u>emergency</u> and I have taught my child to handle it carefully and responsibly. • I take full responsibility for this arrangement & agree that WSS has no liability whatsoever for any misuse of the medication or consequences relating to the manner in which the medication is taken. 		
Parent's Sign:	Date:	

Medicines:

- Students are **not permitted to carry medicine with them around school** under any circumstances.
- If your child needs medication at school, please **hand it to the Clinic where it will be stored safely**. Your child will be required to come to the clinic at the appropriate time to take it.
- You must also inform the Clinic if any medicine may be needed at the school for an existing condition such as an inhaler for asthma, insulin for diabetes, or an EpiPen for allergies.
- After the treatment period, any remaining Medicine must be collected by parent/Guardian from the Clinic. If uncollected after one week it would be discarded through Wekaya.

Please complete & submit the Medicine Consent Form as required (collect from the Clinic).

Meeting Us (See also 'Communication' & 'Complaints & Concerns')

Parents are an integral part of the WSS team, with rights & responsibilities as outlined in our Home-School Contract & Code of Conduct. We believe that **mutual respect & cooperative communication** are key to a successful, productive & professional partnership. Please note:

- We have an 'open door' policy, which means that if we are free, we will meet you without an appointment. However, we **recommend that you email us in advance to make an appointment** to ensure availability. Feel free to directly email, or meet the PRE, who will help set up an appointment.
- Parents are encouraged to attend WSS functions/events & join our FOW team. Please always report to Reception for assistance on arrival.
- All visitors (other than at regular drop off & pick up times) need to **sign in at the main gate**. Any visitor entering inside the school must also **take a 'Visitor Pass' from Security**.
- **Verbal or physical abuse of any WSS community member is strictly prohibited.**
- Staff will come to **meet you in the Reception Meeting room** to meet you when you have an appointment, so please do not go inside school.

Music

- Music is part of our curriculum, with assessment marks awarded.
- However, if you do not wish your child to participate due to a religious reason, please email the Section SLT.
- Your child will sit at the back of the class & does not have to participate. In this case it would not be possible to grade for music.
- Please note that singing the UAE National Anthem & school song is a requirement at all school events. All students are expected to stand & sing these respectfully.

Newsletters

- School Newsletters are published regularly by the Principal (usually weekly, with an emailed link, as well as being posted on SM).
- The aim of Newsletters is to inform key messages, dates, deadlines & changes to policy, celebrate success & to share students' learning with parents.
- Please read the Newsletter weekly to ensure that you keep **up-to-date with important dates & information**.
- **Feel free to share pictures & information about your child's achievements and activities outside school with the Principal for publishing in the Newsletter.**

Parent-Teacher Meetings (PTM)

PTM is held at least Termly and notification is given by email/SMS/Newsletter, though you are welcome to request additional home-school meetings with Teachers/SLT as required..

- **5-7 minutes are allocated per parent at PTM** (after that, if other parents are waiting, the teacher may ask if you wish to have another appointment at a later date to complete the issue). If other parents are waiting, the teacher must stop the meeting with you & offer you a future appointment.

- **If you are unable to attend a scheduled PTM, feel free to make an alternative appointment with your child's teachers individually (F2F or on TEAMS).** Due to Teachers' different timetables, it is not possible to arrange group meetings due to different teaching timetables. To schedule meetings, please reach out to the individual Teachers directly, or the PRE.
- Parents can request additional privacy as required.
- **Our Code of Conduct is based on respect;** all WSS stakeholders have the responsibility & right to respectful communication. **Shouting or rudeness is unacceptable to/from any parent/Staff.**
- **Confidentiality;** WSS staff are not allowed to discuss school issues, colleagues or other students/parents with anyone else. They are **only able to discuss your own child with you.** They are **not allowed to give out other parents', their own or other staff personal contact numbers** (only work email ID).

Parties (see also 'Birthdays')

- From time-to-time we organise class parties for special occasions, such as end-of-year, National Day, International Day, Parental Engagement Week etc. All such parties will be informed to you by the Form/Class Teacher in advance.
- Party food contributions, dressing up & parent attendance by invitation are **optional**
- If you send in food, please **send healthy options**, & stick to the requested items & amount for health & safety reasons & to avoid wastage.

Phones

Bringing a mobile phone (or any other device with a SIM) by students to school is against MOE rules, causes distraction & disruption, may be used for inappropriate photography & may be lost/stolen. Therefore, please note:

- **Unless otherwise agreed by WSS management, it is not permitted for students to bring a mobile phone to school (or any other device that has a SIM or is used to take photos).**
- **WSS accepts no responsibility whatsoever for the loss/theft/damage to any electronic device/phone brought into school.**
- **If any teacher sees your child with a mobile phone (or any device with a SIM) in school/bus, it will be confiscated, & you will need to come into school to collect it.**
- Random Bag checks may be done.
- **Phones/Devices with SIM taken into an examination room will be considered as 'cheating' & the student subject to disciplinary action.**
- In case of extreme emergency requiring your child to carry a phone/Device with SIM to school, please **email the Section SLT/PRE, complete the Mobile Disclaimer form & ask your child to leave it with Security at Gate 1** for safe keeping for the day.

- Parents are **not allowed to take photographs of other children/adults without that person's (or a child's parent) permission.**

Physical Education (PE)

WSS has a timetabled sports' programme, including inter-school competitions, school teams & ECA training sessions.

- All students have weekly PE lessons, which include a range of outdoor & indoor games & sports.
- Students **come to school dressed in their PE kit on PE days.**
- If your child is not fit enough to participate in the PE lesson, please **email the teacher.**
- Wearing PE kit for PE lessons is compulsory. Students wear the PE T-shirt of their House colour (allocated depending on their class).
- All students participate in an annual Sports Day. Parents are invited.

Prayer Rooms

- There are 2 prayer rooms on the first floor (one for males, one for females).
- Students may go with adult supervision.
- Parents wishing to use one need to get a Parent Pass from Reception.

Projects (Learning)

Making projects is part of our students' curriculum/HL policy. These can be for assessment or just concept reinforcement. Projects should:

- **Be student's own work** (not parents)
- Be written in the students' own words (not 'cut & paste' text copied directly from the internet)
- **Student should understand exactly what the learning objective of the project is & be able to explain/talk about it to the class/Teacher & classmates in their own words.**
- **Not cost a lot of money or involve many bought resources, unless you wish.**
- Be portable (avoid huge, complicated projects unless for Innovation/Science Fairs). One sheet of A4 or A3 paper is fine.

Promotion to the Next Year Group *(Subject to SPEA change)*

- **Absence must not rise above 30 days** per year (or 15 consecutive days)
- Primary students must obtain a pass mark of 50% in all subjects for promotion to the next year group (60% for Secondary).
- If a student is failing in fewer than four subjects, they have to appear for a *Resit Exam*.
- Secondary students failing 4 or more subjects will be detained (subject to SPEA approval)
- Secondary students failing fewer than 4 subjects will be retested (before end of the same academic year).
- Secondary students failing in 4 or more subjects are detained in the current Year Group.
- Term 3 Report Grades are submitted for approval to SPEA at the end of each academic year.
- T3 Promotional Reports are available on SPEA's Dallel system only after SPEA approval.
- Report publication is subject to **clearance of all fees & Registration on Daleel 2.**

Reading

- This is one of the most important skills your child learns in school! Junior & Primary students follow a reading programme.
- **We welcome parent volunteers to spend time in school as a 'Reading Volunteer' with young children. If interested, please meet the PRE or relevant Section SLT.**

Supporting Reading at Home; Junior-Primary Students



The more practice that your child does at home, the better your child will do in school! Praise often, read daily - read to your child, or let your child read to you regularly & enjoy! You could make it part of your regular ‘wind down’ ritual at bed time.

1. Revise the **phonics** (letter sounds a-z) until your child is confident with them.
2. **Listen** to your child read daily, even if it is only for a few minutes.
3. **Discuss** what has been read (ask questions, talk about the pictures & new vocabulary, check that your child understands, ask your child to say what they like & why, ask your child to predict what happens next & why).

Phonics

- When children start at WSS we teach them the sounds of letters. As they learn other reading skills they do not need to rely on phonics, but until they reach this stage using phonics is an invaluable reading aid.
- There are two skills which must be learned: **1) learning to break words down and 2) learning to blend the sounds together to form words.** Even very small children are able to learn these skills.

Breaking down words

You can play games to teach this. For example, say: ‘‘Point to the c a t’’. Don’t say the names of the letters, but say their sounds. It should sound like ‘‘Kuh Ah Tuh’’ rather than ‘‘See Ay Tee’’.

Blending Sounds

The aim is to be able to say ‘‘Kuh Ah Tuh’’, and hear ‘‘cat’’. When the child can effortlessly look at the symbols and ‘hear’ the word, he/she’s a proficient reader. The only way to make this effortless is through regular practice.

The Phonetic Alphabet

Please use the following letter sounds when helping your child to learn the alphabet:

<i>a</i> as in ant	<i>b</i> as in but	<i>c</i> as in cut	<i>d</i> as in dug	<i>e</i> as in egg
<i>f</i> as in far	<i>g</i> as in gate	<i>h</i> as in hut	<i>i</i> as in ink	<i>j</i> as in jug
<i>k</i> as in cut	<i>l</i> as in lump	<i>m</i> as in mum	<i>n</i> as in nut	<i>o</i> as in odd
<i>p</i> as in pink	<i>q</i> as in quick	<i>r</i> as in run	<i>s</i> as in sun	<i>t</i> as in ten
<i>u</i> as in under	<i>v</i> as in verb	<i>w</i> as in word	<i>x</i> as in axe	<i>y</i> as in young
<i>z</i> as in buzz				

Registration Time (7:15-7:25am)

- Registration time starts off each morning in school & is an important time used for extra reading practice, Assembly, mental maths tests, spelling tests, Wellbeing Curriculum, etc.
- Missing Registration time through repeated lateness is a disciplinary issue.

Reports (Termly, Academic)

Students’ formal academic reports are published online **three times** during the school year, subject to **clearance of that Term’s school, bus fees & SPEA system Registration.** **Report print-outs will be charged.**

Report Grade Key					
A* = 90 – 100% Outstanding	A = 80 – 89% Very Good	B = 70 – 79% Good	C = 60 – 69% Acceptable	D = 50 – 59% Weak	F = Below 50% Fail

Safeguarding

Child Safeguarding is our #1 priority! Safeguarding, which includes Wellbeing, Health & Safety, is the responsibility of all the WSS community. Please note the following:

Banned Dangerous Items

For Health & Safety reasons, please **do not allow your child to bring in any of the following, or similar items.** Bringing such items is dangerous, so is a disciplinary issue.

Sharps	Allergies	Hazardous	Other
Knives, Sharp scissors, Paper cutters	Nuts (due to possible fatal allergies)	Glass items, Flammable items such as matches, candles or lighters, Poisonous chemicals, Perfume, sprays, foam sprays, or any other chemical that could get into the children's eyes & hurt them.	Tiny items that could be a choking hazard, Animals Caps, poppers, fireworks etc

Clinic & Medical Issues

- **Parents need to sign a 'Consent to treat' form in order to receive WSS Clinic treatment.**
- Teachers send sick/injured students to the Clinic, which provides care and treatment and informs parents.
- Always **keep your sick child at home, for their health & as germs spread quickly to other children at school.**
- **Never send children to school if they have a temperature.** Students with a fever (a temperature above 37.5°) or any one flu-like symptom will **not be admitted to class, & will be sent home.**
- **Visitors to school will not be admitted if found to have a fever (a temperature above 37.5°).**
- Your child may bring a small, personal bottle of **hand sanitizer** to school, if you wish. Please teach your child to keep it in the bag & use it responsibly to avoid it getting into eyes.
- **Hospital trips – in case of a medical emergency requiring your child's urgent hospitalization, the school Clinic will call an ambulance to transport your child to the hospital,** if parents cannot get to school in time. Parents would be informed & the child would be escorted by Clinic staff, according to patient's condition as determined by the Dr.
- An **ambulance would only be called at the Doctor's discretion in case of critical medical emergency.**
- The school nurse maintains students' medical files. Every student has a medical file, and a log is kept of all treatment.
- Children returning to school after a serious or contagious accident/illness (including Lice) first need to get the following **'Fitness to Return to Class' certificate signed by the Clinic before joining back to class.**

Medical Screening & Individual Health Plans

- School Health Screening is required by the Ministry of Health. It is an essential component in the early identification of health conditions that may affect a child's long-term wellbeing. Detecting and addressing concerns at an early stage can prevent complications and improve overall health & the quality of life.
- WSS is committed to exposing our children to opportunities to be active (PE Individual Health Plans & Breaks), to eat healthily ('No Junk Food' policy) & to get plenty of sleep (we encourage an early to bed routine during the school week).

Growth Assessment

- All students undergo height, weight, and BMI measurements by the school nurse, and the results will be plotted on the WHO growth chart (z-score) in student's school medical file. If any growth concerns are identified, parents will be informed and provided with a referral letter for further medical evaluation.
- The PE team works closely with the Medical Team to support a child's Individual Health Plan as required, such as planning PE lessons to include a carefully structured exercise plan if there are BMI concerns.

Clinic Forms



نموذج الموافقة على إجراء الفحص الطبي لطلاب المدارس

SCHOOL HEALTH SCREENING CONSENT FORM

The School: Student Screening aims to assess the health status of students 4 years of age and older in order to detect health problems early. The school health screening consists of: specified screening according to the school stage for the Kg1, Grade 1, Grade 5, and Grade 9. And the annual health screening for students in all grades.

The Annual screening is performed by a school nurse in the school clinic and consists of: checking the body mass index, and vision screening. School nurse will also review student's medical record and vaccination status and will give health promotion appropriate to student age.

The specific screening delivered by a healthcare provider team (physician, nurse and medical technician) which consists of medical history taking, checking the body mass index, measuring blood pressure, vision and hearing test, physical examination, blood test and supervised tooth brushing program & fluoride varnish. Physician will also review students medical record and vaccination status and health education will be given. Students in Grade1 are expected to be screened for ADHD, if necessary. And Grade 9 students will be screened for depression by a physician.

Kindly note that the physical examination carried out by the doctor in Grade 1 will not include an examination of the genitalia, in order to preserve the privacy of the student, so the parent/guardian should go to the nearest health center to conduct this examination due to its importance.

After the school screening, any student with abnormal test results will receive a referral letter to his/her parents/guardian, directing them to take the student to an appointment with a specialist doctor.

The data collected will be used by governmental health authorities in the country to establish the disease pattern in the society and assist in the planning of national health initiatives. Note that all data will be dealt with confidentially and the personal information will be kept private.

I, _____, the undersigning guardian of the student _____, have received sufficient information about the screening and the purpose of conducting this screening for my child, and therefore I Agree, to conduct the tests that have been mentioned. I further agree to be contacted in the future if necessary, by the school nurse to follow up on my child's medical diagnosis and treatment and to send a copy of the report with my child.

Disagree, please mention the reason:

Required Documents:

Copy of Emirates ID (front and back)

A recent photograph of the student.

School Name: _____ Grade/Section: _____

Guardian's Signature: _____

Contact Number: _____

Date: _____

يهدف الفحص الطبي لطالبة المدارس إلى تقييم الحالة الصحية للطلاب الذين يتراوحون بين 4 سنوات إلى 14 سنة من أجل التعرف على المشكلات الصحية مبكراً. ويتم الفحص الطبي من: اختبار الفحص البدني حسب المرحلة الدراسية لفحص مؤشر كتلة الجسم، والسماعة، والسمع، والفحص الطبي السنوي للطلاب في كافة المراحل.

الفحص السنوي يتم في عيادة المدرسة في العيادة المدرسية ويمكن من فحص مؤشر كتلة الجسم، والفحص الطبي، وفحص سماعة الأذن، أو الفحص الطبي السنوي للطلاب في كافة المراحل والفحص الطبي السنوي للطلاب.

الفحص البدني حسب المرحلة الدراسية والذي يقوم به فريق من أطباء الفحص الطبي، وممرضات وطبيبات، ويتضمن من أجل الفحوصات الطبية، وإجراء فحص مؤشر كتلة الجسم، وقياس ضغط الدم، واختبار الرؤية والسمع، كما ويتم إجراء الفحص السنوي من فحص الدم وبروتينات الكلى على نطاق واسع ووضع اللصقات. يقوم الطبيب أو الممرضات بالفحص الطبي للطلاب وإجراء الفحص الطبي السنوي للطلاب. من المتوقع أن يتم فحص الطلاب من الصفوف من 1 إلى 9 من أجل الكشف عن الاكتئاب. سيتم فحص الطلاب من الصفوف من 1 إلى 9 من أجل الكشف عن الاكتئاب.

كما يرجى التنويه بأن الفحص السنوي الذي يقوم به الطبيب في الصفوف من 1 إلى 9 لن يتضمن فحص الأعضاء التناسلية وذلك حفاظاً على خصوصية الطالب، لذا على ولي الأمر التوجه إلى أقرب مركز صحي لإجراء هذا الفحص الهام.

بعد الفحص المدرسي، سوف يتم إرسال خطاب إخطار للوالدين مع نسخة من نتائج الفحص التي قد تكون غير طبيعية، وذلك لإخطارهم بذلك واتخاذ الخطوات المناسبة.

إن كافة البيانات التي يتم جمعها من الفحص المدرسي سيتم استخدامها من أجل البحث العلمي والتطوير في إدارة صحة المجتمع، بهدف التعرف على الأمراض، والتخطيط لبرامج الصحة العامة، على ما عدا ذلك، سيتم التعامل مع كافة البيانات التي يتم جمعها بطريقة آمنة وحماية المعلومات الشخصية.

أنا، _____، الوالد/الولي/الوصي/الوصية للطفل/الطفلة _____، قد تلقيت المعلومات الكافية عن الفحص المدرسي وأوافق على إجراء هذا الفحص، وبمطابق ما ذكرته في هذا النموذج. كما أوافق على أن يتم الاتصال بي في المستقبل إذا لزم الأمر من قبل المدرسة لتتبع الحالة الصحية للطفل/الطفلة واتخاذ الخطوات المناسبة.

أرفض، يرجى ذكر السبب:

الوثائق المطلوبة:

صورة من بطاقة هوية الإمارات (الظهر والوجه)

صورة شخصية حديثة للطلاب

اسم المدرسة: _____ صف: _____

توقيع ولي الأمر: _____

رقم التواصل: _____

التاريخ: _____



Student Medical History Form

Student No.:

Dear parent/ Guardian:

Kindly fill this form about the medical history of your child by answering Yes or No. If any answer is Yes, please provide us with dates & details.

Students Data:				
Student's Name:		Gender:	Nationality:	
Date of Birth:		School:	Class:	
Guardian's Name		Relation to Student:		
Religion:		1 st Language:		
Student's / guardian's Contact:				
Emirate:		City:	Area:	Street:
Home phone NO.:		Mobile phone No.:		2 nd mobile No.:
Required documents:				
		attached		
- Emirates ID copy	Yes <input type="checkbox"/>	No <input type="checkbox"/>		
- Vaccination <u>card</u> copy	Yes <input type="checkbox"/>	No <input type="checkbox"/>		
- Insurance <u>card</u> copy	Yes <input type="checkbox"/>	No <input type="checkbox"/>		
No.	Health Concerns	Yes	No	Comments
1.	Does the students have any allergy or sensitivity to medications/food/ etc. please mention it if any.....			
2.	Does the students suffer from any cardiac problems?			
3.	Is the student Diabetic?			
4.	Does the student have hypertension?			
5.	Is the student asthmatic?			
6.	Does the student suffer from any <u>renal</u> problem?			
7.	Did the student suffer from recurrent urinary tract infections?			
8.	Does the student suffer from epilepsy/ seizures?			
9.	Is the student suffering from G6PD deficiency?			
10.	Does the student have any chronic blood disease? (Thalassemia, Anemia, Hemophilia etc.)			
11.	Does the student suffer from Recurrent epistaxis (nasal bleeding)?			
12.	Does the student have any skin problems?			
13.	Does the student have any eye (ophthalmology) problems? (visual disturbances)?			
14.	Any previous surgical procedures done?			
15.	Any previous admissions to hospital? please mention			
16.	Is the student using any hearing /visual/walking/aids? If Yes, what is it?			

17.	Did the student ever get mumps, measles, chicken pox?			
18.	Does the student suffer from any psychiatric/ behavioral problems?			
19.	Does the student have any other chronic conditions?			

If the student has any health problem, kindly answer the following questions: -
Type of problem /disease & date of onset:
When was the last attack:
Name of hospital or health center where the student is getting treatment / follow up:
Name of treating physician:
Long term medication used by the student:
Name of Medication: Dose & frequency:
Medication recommended in case of emergency:
Dietary Recommendations:
Physical activity Recommendations:
Recommendations for the school nurse during the school hours:
.....
.....

Parent's/Guardian's Name & Signatures..... Date:

Note: Kindly attach the medical report including the treatment plan at school with this form & send it back to the school nurse with the student.


Clinic Misuse

While the clinics are in place to care for the health of the Westminster community & happily treat all who need it, there are times when children may repeatedly request a clinic visit for minor complaints (but are without fever, rash, redness, swelling or injury). Time wasting is unacceptable as this wastes the students' valuable learning time (impacting on progress, achievement & Report grades), which is cause for concern.

If your child has a medical condition that requires regular visits to the Clinic, the parent needs to inform the medical team so that they can ensure your child receives the appropriate care.

If a child repeatedly visits the Clinic for minor complaints that have no obvious symptoms, the Clinic team will:

1. **Contact the parent** to see if further medical referral is required to investigate any underlying medical condition.
2. **Send home the following Clinic Visit Report**, to update parents for their support at home:
3. If the situation continues without any medical reason being given, the situation will be **forwarded to SLT for disciplinary action.**


		WSS Student Clinic Incident Report			Date:	
✓ For Action by: Student & Parents		For information		✓		Format updated: 24/8/23
Student name:				ID:		File in Portfolio
Time frame from: to:				Total number of minor Clinic visits:		
Clinic Report 1 (Caution)		Clinic Report 2 (First Alert)		Incident Report 1	Incident Report 2	Warning Letter

Which Be A GEMS rules were broken? (✓)						
✓	1) I am present		5) I am kind		7) I am an ambassador for WSS	
✓	2) I am ready to Learn	✓	6) I am focused			
✓	3) I am the best I can be		6) I am brave			

Incident Report:	
Irregularity Number:	Incident:
1.1, 1.4	<p>The WSS Clinic provides first aid, government-required health checks, health programmes, vaccinations & emergency health management. The Clinic services over 3,000 students & 300 staff, supporting the safeguarding & wellbeing of the WSS community. The Clinic is a valuable facility that needs to be used appropriately.</p> <ul style="list-style-type: none"> As per our Clinic Visit Record, your child has visited the Clinic multiple times for minor complaints that have no obvious symptoms (obvious symptoms of illness would be fever, rash, redness, swelling, injury, etc). We are concerned that your child is missing precious learning time by wasting time at the Clinic. This is unacceptable as it will impact on your child's progress, achievement & therefore Report Grades. If your child has an underlying medical condition that requires regular clinic visits, do please let us know so that appropriate care can be given. If not, please discuss this concern with your child & advise them to visit the clinic only as really required, such as in case of injury or fever.

Follow-up Actions taken by school:								
✓	Date	Action:	✓	Date	Action:	✓	Date	Action:
		Clinic Report sent home			Incident Report (IR) sent home			Time in Success Centre (SC)
		Counseling by Clinic team			Incident logged on GUARD			Suspended from Class <i>(Internal)</i>
		Counseling by MLT/SLT			Meeting Parent (F2F or TEAMS)			Suspended from School <i>(External)</i>
		Counseling by HoI = GC			'On Report'			Warning Letter (Bus) sent: = WL1 = WL2 = WL3
		Email sent to Parent			Phone call to Parent			Warning Letter (School) sent: = WL1 = WL2 = WL3
		Individual Behaviour Plan (IBP)			Social Academic Report (SAR) sent home			Other:

Parents, please action the following to support your child's success:	
<ul style="list-style-type: none"> Please contact the Clinic if you have any medical queries related to your child in school. Lost learning time for multiple minor clinic visits is a serious concern. Do please counsel your child to avoid missing learning time to visit the clinic for minor reasons that do not need treatment. 	
Signed (Behaviour Committee):	Date:

	Student Fitness to Return to Class		Date of Examination:
			Time of Examination:
Student name:		ID:	Class:
Reason for Clinic Visit:			
Dr. Approval (tick & sign):			
<input type="checkbox"/> I have examined the above student & found him/her to be fit to return to class.			
<input type="checkbox"/> I have examined the above student & found him/her not to be fit to return to class.			
<input type="checkbox"/> Fitness to return to school Medical Certificate provided by parent			
<input type="checkbox"/> Fitness to return to school Medical Certificate not provided by parent			
<i>Sign:</i>		Comments:	

Please note the following accident & injury follow-up by medical team:

- Minor medical issues:** 1) Treat in the clinic, 2) Email, 3) child sent back to class, 4) child called back to clinic for further observation, if required.
- Suspected injuries of a non-critical issue;** inform parents, 1) The issue, 2) Medical Team will continue to observe, 3) Would parent like to collect child now or wait & the child will go home by usual means? 4) Dr. to provide a hospital referral in case of critical/serious cases, or if parent asks for it, 5) If the student is suspected to have a fracture, they will *not* be sent by bus.
- Critical issues:** 1) emergency first aid to stabilize, 2) call ambulance, 3) call parent.

Communication (Medical Issues)

WSS Medical staff are **contactable by email/school landline during the working week only**, not at weekends. Therefore, if you need to contact the Medical team or teacher about a health-related issue, feel free to email them at any time, however, you would only get a reply on the next working day.

Communicable Diseases

- Communicable (infectious) diseases commonly seen in schools are **Conjunctivitis, Chicken Pox, Measles, Influenza, Hand Foot and Mouth disease, Gastroenteritis, seasonal Flu, etc, etc.**
- It is an Authority requirement for parents to **inform the school in writing** (email with attached Medical Certificate to Teacher & clinic) of any Communicable Disease infection of your child. Inform the clinic team at the earliest, so that classroom/bus deep cleaning can be done & the class monitored for symptoms in the case of any communicable disease.
- If a student develops signs and symptoms (fever, rash, vomiting or/and diarrhea etc) of suspected communicable disease, they should **be seen by doctor** and **rest at home for the duration of the illness**. The time period for each condition varies, so the child will need proper care at home as long as required.
- Upon returning to school **a fitness certificate by attended physician or pediatrician (medical report from the treating physician stating that the student is fit to join school on(date) must be provided to the clinic.**
- If the child returns to school prior to the completion of the recommended isolation period as recommended by his treating physician, parents will be requested to take their child home.
- In case of communicable disease in class, all students of the concerned class will be examined by the doctor,

and sanitizing measures will be taken by school to minimize the transmission of the infection.

- The Authority's Preventive Medicine Department will be notified about such cases. A parent notification letter regarding the condition will be sent to parents for information.

E-Safety

Students commonly have access to digital devices, including mobile phones, tablets and computers to access the internet and share content and images via social networking sites. Technology and the internet can be a source of fun, entertainment, communication and education. However we must be vigilant to protect our children from harm; some people will use SM for bullying or grooming them into inappropriate relationships, webcam photography or face-to-face meetings. Students may also be distressed or harmed by accessing inappropriate websites. Chatrooms and social networking sites may be sources of inappropriate and harmful material and students are not allowed to access those sites in school. However, parents are requested to control access to keep their children safe when using the internet and social media at home.

- Please **inform school if you do not wish your child's picture to appear on Social Media**
- Students should be supervised while using the internet, at home and school.
- DfES guidance is available at <http://www.safety.ngfl.gov.uk>
- Students are required to bring a personal BYO device to school for educational purposes with parent plus SLT approval. Parents need to be **vigilant at home that the child does not put a VPN on the device.**
- Students are expected to use their common sense and not access or share inappropriate material on the Internet
- If unsure of their online safety students must ask an adult for assistance.
- **Teach your child to switch off their device & tell parent/teacher if they inadvertently access anything inappropriate.**
- If you have any e-safety concerns please contact your Section SLT or **E-Safety Leader/DSL Ms. Rema rema.p_wss@gemsedu.com**

Online communication between staff and students

- WSS staff must follow strict Safeguarding rules relating to maintaining professional, role-related electronic communication with students.
- WSS staff may use only school email and school platforms for school work and communication, and never personal ones.
- Do please **inform the Principal immediately, if you have any concerns relating to staff safeguarding behaviour.** Staff found to be in breach of these rules would be subject to serious disciplinary action.

Food & Snack (see also Birthdays & Parties')

- Please send **only healthy food** to school for snack/lunch, Birthdays & other events.
- Highly processed junk food with high fat & sugar is unhealthy & can contribute to diabetes, obesity & hyperactivity in some children, so please avoid sending these to school.
- If your child regularly brings unhealthy foods (fizzy drinks, chips, chocolates, sweets, cake, biscuits, pastries) to school the teacher will:
 1. Give a verbal warning
 2. Email parent
 3. Send home an Incident Report
 4. Confiscate junk party food
- Healthy food suggestions; sandwiches, pasta, rice, noodles, oat bars, fruit, sugar-free juices, milk, yoghurt, cheese, vegetables etc.

Food Allergy Management (Parent Responsibilities)

If your child has a serious allergy, please:


- Share all relevant information regarding the student's medical condition with the school Clinic, by providing

written medical documentation, instructions, and medications as directed by the family physician, as well as emergency contact information.

- Ensure WSS always has your current/updated contact information (mobile phone, email, etc.).
- Liaise with the school medical team to develop a plan that accommodates the child’s particular needs at school or provide from the physician with a specified and tailored Individualized Health Plan (IHP). This plan should cover the child’s entire school day, including time in classroom, cafeteria, Break times, during after-school programmes, during school-sponsored activities, and while on the school bus.
- Provide properly labelled medications and replace medications after use or before/upon expiration along with the doctor’s prescription.
- Educate your child in the self-management of their food allergy including:
 - Recognising safe and unsafe foods.
 - Knowing strategies for avoiding exposure to unsafe foods and various allergens.
 - Identifying and recognizing symptoms of allergic reactions early.
 - Knowing how and when to tell an adult they may be having an allergy-related problem.
 - Knowing how to read food labels (age appropriate).
 - Knowing not to share snacks, lunches, or drinks and to politely explain why he/she is not sharing.
 - Understanding the importance of handwashing and hygiene.
- Providing appropriate food for their children if they have a history of food allergies whenever there is an event at school (such as birthday parties, International Day celebrations, etc.), and ensuring they don’t eat the food on offer to prevent a potential allergic reaction.
- Review the IHP with the medical team annually and provide updates & information as requested.

Heat Index

- The school clinic sends a daily Heat Index report to SLT to guide the day’s outdoor activities according to temperature or inclement weather.

	Today’s Heat Index & Action		Date:	Time:
√	Heat Index	<i>Actions required:</i>		
	less than 35°C	No specific action is needed		
	Heat Index between 35°C and 39°C	Outdoor physical activities – require hats and water bottles. Breaks and lunchtimes – students are advised to be in the shaded areas		
	Heat Index between 40°C and 45°C	Outdoor physical activities – should be of low intensity, for short periods, and with regular 5-minute water breaks taken. Breaks and lunchtimes – students must remain in shaded areas, preferably indoors.		
	Heat Index above 45°C	Outdoor physical activities – outdoor activities must be stopped. Breaks and lunchtimes – Should be moved to an indoor space with air conditioning. Where this is not possible, students may use shaded spaces, however, physical activity cannot take place.		

Illness

Never send a sick child to school. To concentrate and function effectively at school, your children must be in good health. It is therefore important that a **sick child must rest at home**. **A fitness certificate must be submitted to the Clinic after complete recovery, before returning to class**. This is to reduce cross-infection of other students.

In case of fever, serious injury or illness, the medical team will:

- **Keep the child in the Clinic, to be collected by the parent.**
- **Student with a fever (above 37.5°), or infectious disease will be sent home.**
- **The student will not be sent back to class or home by Bus, to protect the health of the other children**
- **Treatment decisions are made by the Doctor & are non-negotiable.**

Incident Investigation

- From time to time there may be incidents that require investigation, such as an altercation between children, a misunderstanding with staff, or an accident. In such cases, please inform your child’s Section SLT or PRE immediately & we will investigate & follow-up.
- **Share details of the incident that you are aware of & your child’s name, class & ID (we do not action anonymous allegations).**
- We will get back to you once the investigation is complete.
- Please allow **2-3 working days to complete the investigation.**
- **A typical investigation includes:**

Interviewing your child, Interviewing witnesses, Taking written statements from concerned students (student ‘Voice’)	Interviewing concerned staff, Taking written statements from concerned staff, Student Counseling, Formal Letters home (IR/WL)	Watching CCTV footage, Logging any Safeguarding concern on the GEMS Safeguarding platform GUARD, Meetings/calls with concerned parents
--	--	--

Other Peoples’ Children

- **It is strictly forbidden for any parent to speak directly to, or touch, other peoples’ children, except with their parent’s permission.**
- **In case you have an issue with another WSS student, please bring your concern to the school PRE/Management for their follow-up & support.**
- **Taking Other People’s Children Home; if you need someone else to take your child home, it is critical that the parent applies on line for an Early Exit & emails the teacher in the morning, so that we can inform BBT & Security. It is absolutely not allowed to take someone else’s child out of school without the parent’s written permission.**

Privacy

Privacy is a right for all. If you have any Safeguarding concerns, please report them immediately to the DSL. Privacy expectations include:

- **The confidentiality of information.** Staff will not share the personal information of self or others in the WSS community, & will only discuss about a child with the respective parents & concerned staff. **Parents are also requested to respect the confidentiality of school, staff & others’ personal information, both F2F & online.**
- **Physical privacy;** no student, whatever the age, should be required to change clothing in front of others. If a young child requires help changing in school (such as after a toilet accident), this would be done in the privacy of the washroom cubicle by a lady staff, & the utmost care would be taken to maintain modesty & avoid intimate touch. **Parents are requested to encourage their children to have the confidence to say “No, I am not comfortable with that!” & to voice any concern in a sensitive situation.**
- **Photography; it is not allowed by law to take or share pictures of others without their permission. It is not allowed for parents/guests to take pictures around school, or of other people’s children, except in usual group situations such as of your child’s Assembly show.**

Safeguarding; Expectations of Staff & Parent Behaviour

Staff & Parents are not allowed to do any of the following. If they do, please immediately report the incident

to the Principal (Safeguarding rules apply to all members of the WSS community, including parents. **Incidents of abuse of children/staff would be reported by WSS to the authorities**):

<p>Entering into/encourage/support or conduct any kind of relationship (physical or non-physical) with a student outside the strict professional limits of their job description. This includes touching inappropriately, suggestive comments, lifts in own transport, personal communication, such as on Social Media websites, phone calls/SMS, private meetings, emails unrelated to school work, giving car lifts, gifts other than as approved by Section SLT as per policy, social activities outside school, visits to home etc.</p>	<p>Any form of physical (corporal) punishment</p> <p>Any form of emotional abuse, such as sarcasm, humiliation, swearing and screaming,</p> <p>Breaking confidentiality about any student (family), colleague, GEMS or school information except with concerned staff & SLT. It is not allowed by law for anyone to spread rumour/gossip, share confidential information or defame anyone, or any organisation on Social Media.</p>
--	---

Speak-Up (Student reporting process for Safeguarding concerns/incidents)

Students are able to access the online WSS ‘Speak Up’ reporting facility for any wellbeing or Safeguarding concern. Staff will meet the child, look into their concern & provide appropriate support.



Vaccination

- Vaccination programmes are conducted in school as per EHS policy.
- Vaccinations are conducted annually for Y2, (MMR–Dtap-Chickenpox-Polio), Y12 (Tdap and Meningococcal vaccine) and any vaccinations as per EHS. Vaccination consent forms are sent home to be completed by parent before the date of vaccination.

- Any comment written in the consent form by the parent regarding medicines, allergies and illnesses will be clarified with parent by the Nurse.
- Parent must submit an updated vaccination card to the Clinic. Students cannot be vaccinated without this document and consent from parent.
- Students who are newly enrolled should provide their medical file from the previous school.
- The parent consent form is sent home by the Clinic, and the parent has to return it to the Clinic within one week.
- If the parent sent agreed consent for vaccination but the child has already been vaccinated from outside, the parent will be informed that their child will not be given the vaccine.

Sports Days

There are separate annual student Sports Days for each Section (scheduled in the cooler months). All students are expected to participate/attend/support their House. Parents are invited as spectators.

Teachers

All our teachers are qualified & experienced as per Authority rules & get Authority approved accordingly. Please note:

- Teachers have different personal strengths to share with their children, so the class teacher will change each year to allow children to benefit from a range of skills & talents.
- Children benefit from balanced classes (age, ability, boy/girl, Special/Regular Arab/non-Arab, etc.), so school assigns students to classes accordingly. It is **not possible for parents to choose their child's teacher** before their child joins.
- We aim to keep teachers throughout the academic year, however, at times a teacher may face unavoidable/emergency health/personal issues requiring early resignation or extended leave. In this case school would make timely & appropriate arrangements for their replacement & provide Induction so that there is minimal disruption to learning.
- School provides adult supervision/cover work for absent teachers.
- You will be given your child's teachers' email addresses for communication. Teachers are expected to respond **within 48 hours (2 working days)**.
- If your child's teacher is unable to resolve an issue, you are welcome to contact the Parent Relations Executive (PRE) whose role is to liaise between home & school, or the Section SLT.

Transfer Certificate (TC) (see *Leaving WSS*)

For admission into a UAE & schools in many other countries, parents need to produce an attested TC from the previous school showing either the child's current Year/Grade (if mid-year transfer) or the Year/Grade that the child has been promoted to (if end-of-year).

Students who are leaving WSS must apply online for a Transfer Certificate (TC) to be able to join another school, to cease being liable for WSS school fees from the last day of attendance, & to withdraw their names from the school & SPEA systems. The TC application process is as follows:

- Apply online through your Phoenix Parent Portal. No payment to the school as the parent will extract the TC from Daleel & pay SPEA
- Parents should not extract the transfer certificate from Daleel until they receive a notification from the school. This is to ensure that the authority has promoted the student to the next year group.
- Daleel will be ready for issuing transfer certificates after the students have been promoted. Parents will be notified by the GRE via email with the date it becomes available along with the steps for obtaining the transfer certificate from Daleel.

Timings & Timetable

	Monday		Tuesday		Wednesday		Thursday	
	start	end	start	end	start	end	start	end
R	7:15	7:25	7:15	7:25	7:15	7:25	7:15	7:25
1	7:25	8:10	7:25	8:10	7:25	8:10	7:25	8:10
2	8:10	8:55	8:10	8:55	8:10	8:55	8:10	8:55
3	8:55	9:40	8:55	9:40	8:55	9:40	8:55	9:40
Break	9:40	10:00	9:40	10:00	9:40	10:00	9:40	10:00
4	10:00	10:45	10:00	10:45	10:00	10:45	10:00	10:45
5	10:45	11:30	10:45	11:30	10:45	11:30	10:45	11:30
6	11:30	12:15	11:30	12:15	11:30	12:15	11:30	12:15
Break	12:15	12:35	12:15	12:35	12:15	12:35	12:15	12:35
7	12:35	13:20	12:35	13:20	12:35	13:20	12:35	13:20
8	13:20	14:05	13:20	14:05	13:20	14:05	13:20	14:05
9								

Transition

To help students move smoothly between Sections, Key Stages & Phases, we arrange Transition Day/session in Term 3, when students & parents are introduced to some of the next expectations & staff. The Head of Inclusion gives a counselling session on managing change & is available for counseling in case of any concerns.

Transport (see also 'Bus Transport' & Drop-off & Pick-up Policy')

- If you need to temporarily change your child's home-time transport arrangement, please **apply online through your Parent Portal for 'Early Exit'** Also **email the Form/Class Tutor by latest 10am on the day.**
- To ensure your child's safety, we will not be able to arrange last minute phone calls, taxi requests, change of bus or 'going home with a friend' arrangements unless given earlier in writing.
- **Students will only be allowed out of school without adult supervision, subject to advance written parent permission** (please meet Reception or PRE for the **Independent Exit Pass** or **Exit Pass** as applicable).

BBT Bus Transport	
Morning	Afternoon
<p>The bus bay behind the school is designated for WSS Buses. The bus gates are not for staff or visitor entry.</p> <p>If the buses arrive before 7:20am the students remain seated on the bus in their designated seat until 7.20am.</p> <p>At 7:20am students leave the bus and enter the school via their designated entry point.</p> <p>All Y3+ enter the school via their allocated doors, the same as Own Transport students; West Lobby for girls and East Lobby for Y3+ boys.</p>	<p>If you require to pick-up any bus student from school (i.e. you do not require your child to go home on the bus that day) please inform Reception/teacher by latest 10am in the morning, so that we can inform the appropriate staff.</p> <p>When you arrive at school please report to Reception and get an Early Exit Pass for your child at least one hour before the end of the day. A member of staff will then go and get your child from class for you. Please be patient as this will take a few minutes, especially at busy times.</p>

Junior	Conductors/Nannies will escort Junior students to their classrooms.	FS bus children are collected by their drivers/nannies at 12pm and are escorted to their bus. Once they are seated in their correct seat and have their seat belts fastened, the bus will leave.
Primary	Y3-5 students are escorted to the bus by their class teacher. Y6+ students once released by their teacher & make their own way immediately to the bus.	At home time bus students must make their way immediately to their bus, scan their ID card & sit quietly in their place. Arriving late to the bus or refusing to cooperate with staff is unacceptable & will lead to disciplinary action (this may include not being allowed to board, Incident Reports, Warning Letters & suspension from using the bus. Any fighting will lead to automatic bus suspension). Once students are seated in their correct seat and have their seat belts fastened, the bus will leave.

Trips

- Trips are a regular part of the curriculum.
- **Written permission must be to obtained from a parent/guardian** for any child to leave school during the day.
- Trips are charged. Trip **payment must be made (online or directly to the Cashier) by the deadline** given. **The trip payment deadline is usually one week prior to the trip** (or as mentioned in the trip letter). This is so trip costs can be processed through Accounts for proper auditing procedures. **We are unable to accept late payments for trips** after the given deadline
- **Teachers are not able to accept cash. Please pay online through your Parent Portal.**
- **To avoid your child missing any trip & feeling disappointed, kindly send in trip payments by the given deadline.**
- Trips are supervised and accompanied by teachers at all times.
- If your child has a medical condition (such as diabetes or dangerous allergies requiring an EPI Pen), please consult the Clinic before sending your child on a trip.
- Trips are approved by SPEA as per their policy



Trips; School Trip Policy for 'At Risk' students with Critical Health Issues

Adrenaline (EPI) Pen for Anaphylactic Shock:

- Primary students should be accompanied by their parent.
- Secondary students may take an EPI pen.

Diabetes Mellitus:

- **All diabetic students need to be accompanied by their parent for the duration of any trip outside school.**
- No insulin or glucagon will be sent with the child or the teacher (Insulin could be a killer medicine if taken in an improper way or mistakenly taken).
- If parent is unable to use the bus (eg. due to RTA transport rules for school buses), parent may:
 1. Take the child to the trip venue in OT & meet the class there, or
 2. Meet the child at the trip location if the bus journey is **less than 30 minutes**.
- The teacher needs to inform the Clinic before any trip, and the blood sugar of the diabetic child must be checked just before the trip and immediately after the child reaches back to school.

Myasthenia gravis:

- Primary and Secondary students can take their tablet under teacher supervision.



Online Trip Payment Parent Guide

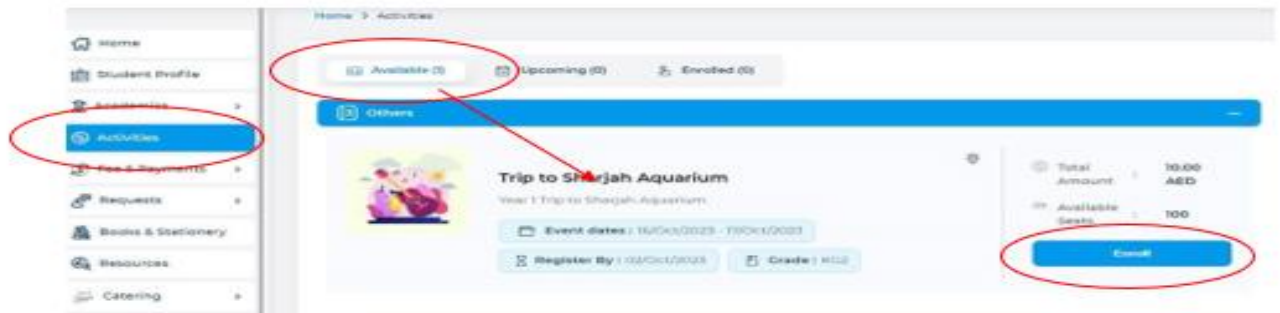
How to access the online trip payment through your GEMS Connect Parent Portal

1. Go to the website of GEMS parent portal or click the link below and enter your school-issued username and password, then click the login button.

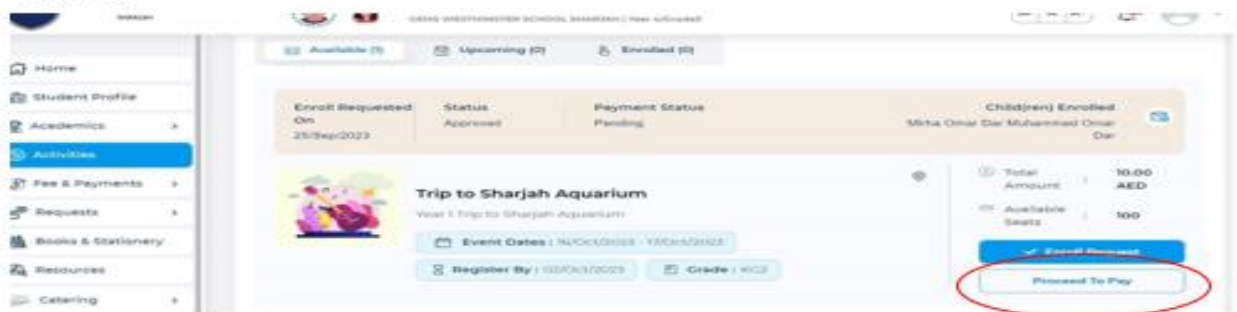
Link: <https://connect.gemseducation.com/>



2. On the home page, click the **Activities** option, select the **Available** fee and click **Enroll** button.



3. Then click **Proceed to Pay** button for the payment of the trip. Provide your card details and confirm the payment.



Examples of Trip Locations

- Kidzania (Dubai Mall)
- Sharjah Calligraphy Museum:
http://www.sharjahmuseums.ae/SMDWebsite/Museums/Calligraphy_Museum.aspx

- Sharjah historic Museum & National Park:
<http://www.sharjah tourism.ae/en/heritage/museums/sharjah-desert-park>
- Science Museum: http://www.sharjahmuseums.ae/SMDWebsite/Museums/Sharjah_Science_Museum.aspx

Tuition (Private)

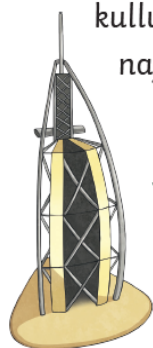
It is strictly **prohibited by UAE Labour Law for our teachers on school Visa to give private tuition for money to their own students**, or to work outside WSS. School arranges Intervention Classes where possible.

UAE National Anthem

The UAE National Anthem is played at the start of every Assembly & school event. It is a requirement for everyone (visitors too) to stand respectfully & refrain from talking throughout the UAE National Anthem. Students are taught & required to sing it.

UAE National Anthem - Phonetic Arabic

Transliteration - How it sounds
 'išhiy bilādī, 'ašha itahidu imārātinā
 'išhiti lišhabin
 dīnuhul islāmu haduhulul qur'ānu
 hassantuki bismillah yā watan
 bilādīy, bilādīy, bilādīy, bilādīy,
 hamāki ilillāhu šhurūri a'zamāni
 aqsamnā an nabnī n'amalu
 n'amalu nukhliso n'amal nukhliso
 mahmā 'ešhna nukhliso nukhliso
 dām alamān wa 'āšhal-'ālamō yā -imārātinā
 ramzul 'orūbati
 kullunā nafdīki biddimā nurwīki
 nafdīkia bil-arwāh yā watan



Translation of UAE National Anthem

Live my country, the unity of our Emirates lives
 You have lived for a nation
 Whose religion is Islam and guide is Quran
 I made you stronger in God's name oh homeland
 My country, my country, my country, my country
 God has protected you from the evils of the time
 We have sworn to build and work
 Work sincerely, work sincerely
 As long as we live, we will be sincere, sincere
 The safety has lasted and the flag has lived oh our Emirates
 The Symbol of Arabism
 We all sacrifice for you, we supply you with our blood
 We sacrifice for you we supply you with our blood
 We sacrifice you with our souls oh homeland

Uniform

Contact # 800-8473237

Email- support@threadsme.com

Time – 10am to 9pm

GEMS WESTMINSTER SCHOOL - SHARJAH

CORE UNIFORM FS1 - Y2

BOYS
SS SHIRT, LS SHIRT, SHORTS, PLAIN NAVY TROUSER, BLACK SOCKS

GIRLS
SHORT SLEEVE DRESS, BLACK TIGHTS(2), LEGGINGS(2) & SOCKS(2)

CORE UNIFORM Y3 - Y6

BOYS
SS SHIRT, LS SHIRT, BELT, NAVY PINSTRIPE TROUSER, TIES

GIRLS
SS BLOUSE, LS BLOUSE, BELT, NAVY PINSTRIPE LONG LENGTH & KNEE SKIRT, NAVY PINSTRIPE TROUSER, NECK SCARFS

CORE UNIFORM Y7 - Y11

BOYS
SS SHIRT, LS SHIRT, BELT, NAVY PINSTRIPE TROUSER, TIES

GIRLS
SS BLOUSE, LS BLOUSE, BELT, NAVY PINSTRIPE LONG LENGTH & KNEE SKIRT, NAVY PINSTRIPE TROUSER, NECK SCARFS

SIXTH FORM UNIFORM Y12 - Y13

BOYS
WHITE SS SHIRT, WHITE FS SHIRT, NAVY PINSTRIPE TROUSER, NAVY PINSTRIPE BOYS BLAZER, TIES

GIRLS
WHITE SS BLOUSE, WHITE FS BLOUSE, NAVY PINSTRIPE TROUSER, GIRLS BLAZER NAVY PINSTRIPE, NAVY PINSTRIPE LONG LENGTH, NAVY PINSTRIPE

PE UNIFORM ALL YEARS

UNISEX
SEAMLESS PE: YELLOW / WHITE, BACK, NAVY TRACK PANT

HOUSE COLOURS
RED SCORPION, GREEN ARABIAN HORSE, BLUE DOLPHIN, YELLOW FALCON

GREEN / NAVY, BLUE / NAVY, RED / NAVY

WINTERWEAR ALL YEARS

UNISEX
NAVY PULLOVER, NAVY JACKET

ADDITIONAL ITEMS ALL YEARS

HEAD SCARF, BELT WITH LOGO, BLACK & WHITE SOCKS(2)

HAIR BAND & SCRUNCHIES: FS1 - FS2, Y1 - Y13

BLACK SHOES, WHITE SHOES

REGULAR BAGS: 12 INCHES, 16 INCHES, 18 INCHES

A-LINE BAG

www.threadsme.com

800-THREADS(8473237)

We are training our students to become **successful, professional** ‘business people’, so enforce a **smart uniform code to reinforce self-discipline, professionalism, equality, personal pride & a sense of belonging to a team.** We request that parents support our uniform code.

- **Wearing full uniform & ID badge is compulsory.** Full school uniform including ID Badge should be worn to school daily. Not wearing proper school uniform is a disciplinary issue.
- **Proper school uniform (not PE uniform) should be worn on exam days, unless otherwise informed in writing by school.**
- **If due to some unavoidable reason your child is not in proper uniform, please write a Planner note/send an email to your child’s Form Tutor.**
- **On PE days, the PE Uniform may be worn to school (with ID Badge).**
- **Birthday children may wear non-uniform clothes to school for that day.**
- **Smart school uniform should be worn for trips, unless otherwise informed by the Teacher.**
- **Parents can purchase approved uniform from Threads. Threads Contact is Tel: 8008473237, www.threadsme.com).**
- **The school Bookstore keeps a stock of ties & scarves for convenient replacement.**



- Replacement ID cards can be purchased from the BBT office

Please note our uniform policy (see also Threads Uniform poster below):

- Abaya: A **plain dark blue or black Abaya** may be worn if required for religious or cultural reasons (no decoration)
- Art overall: It is recommended to bring an art overall for Art lessons.
- Bags: **Wheeled trolley bags are not allowed**
Junior students need to bring a small, cubby-hole sized backpack.
- Belt: A uniform belt is available if required
- Blazer: Optional
- Headscarf/shehla: Students may wear the uniform version (pale blue), plain white or plain black (absolutely no decoration).
- Hair: Long hair (touching the shoulder & longer) should be **tyed back with uniform ties**
Avoid bright, unnatural hair colouring
- **ID Card:** **Wearing the WSS ID card is compulsory.** Cost of a replacement WSS ID Card is AED25/- (order from the BBT office)
- Jewellery: A small watch is allowed (avoid valuable watches in case of loss or damage). Small studs or tiny hoops for earrings only. No dangly earrings due to safety. Please avoid any other jewellery.
- Junior Uniform: Junior students should also come to school in full, smart uniform (including plain (dark) blue tights/socks & black shoes)
- Makeup: **Makeup & nail varnish are not allowed.** Students wearing these will be sent to the clinic for removal
- Mishaps: It is recommended to send a named set of spare clothes for FS children in case of a washroom mishap. These clothes are returned home at the end of the year.
- Pants/Trousers: Uniform pants/Trousers may be worn by girls (optional) as well as boys
- PE Kit: Uniform PE kit should be worn to school on PE days only. For Break time matches, sports activities, PE kit should be brought to school in a bag & changed into before the activity.
- Scarf: **Y3-13 girls wear a neck scarf (compulsory)**
- Shirts: **Y3-13 boys' shirts should be tucked in.** Girls may opt for untucked shirt, if they wish.
- Skirts: **Skirts must reach to mid-calf or lower.** Secondary girls wearing a skirt above the calf (mid-lower leg) should also wear leggings/tights.
- Shoes: Plain, black leather shoes.
Plain white trainers for PE.
- Socks/tights: Plain dark blue socks, plain dark blue leggings or plain dark blue tights.
White socks for PE.
- Tie: **Y3-13 boys wear a tie (compulsory)**
- Winter sweater: Uniform winter sweater
- No Uniform: If due to some unavoidable reason a child is not in proper uniform, parent please email the Teacher

Non-Uniform Days

In case of a child's Birthday or other non-uniform day, the following expectations apply:

- Dress should at all times **conform to local cultural & religious sensitivities, avoiding possible offense.**
- **Modest** dress (shoulders & knees covered)
- **No inappropriate slogans** (avoid political, rude language/messages etc)
- **Failure to wear appropriate clothing to school may result in the child not being admitted to class.**

Stepped Discipline Policy for Students Failing to Follow the Uniform Policy

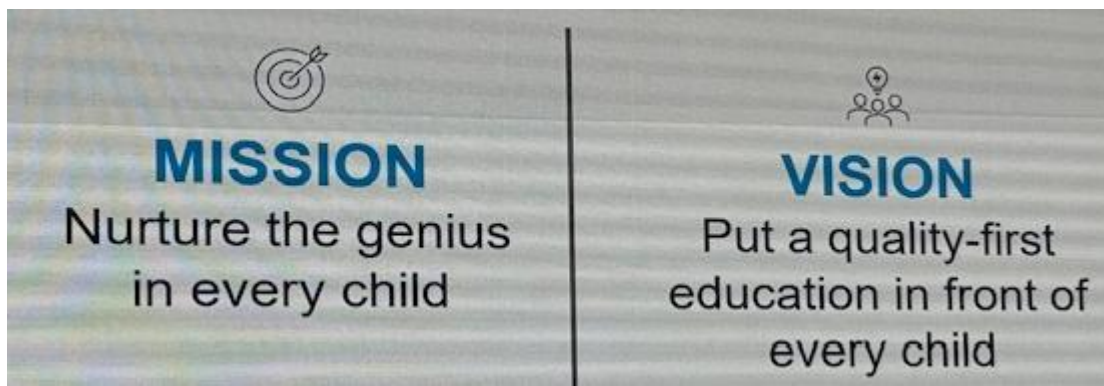
If there is no parent note, a verbal warning would be given;

1. The next step would be an email;
2. In case of repetitions, the student would receive an Incident Report;
3. Then Warning Letters.





Valuables in School

- Please **do not send valuable items**, such as expensive watches, jewellery, toys etc, to school with your child as they may get lost/broken. School is not responsible for lost/broken personal items.
- School is not responsible/liable for the loss or damage of personal items or their recovery/replacement/repair.

Vision & Mission (GEMS)



The GEMS four Core Values underpin our learning & environment at WSS:

 <p>ALWAYS LEARNING</p>	 <p>CARE</p>	 <p>EXCELLENCE</p>	 <p>ONE TEAM</p>
Always Learning	Care	Excellence	One Team

Vision & Mission (WSS)



WSS VISION

Excellence Through Teamwork; Success For All

OUR MISSION IS...

	<i>Our Core Mission</i>	<i>What does this mean at WSS?</i>	<i>WSS Actions</i>
T	Tomorrow is built today	<ul style="list-style-type: none"> WSS Prepares our students & staff for a successful, productive future as global citizens 	<ul style="list-style-type: none"> We prepare students for their future & to reach their potential through the curriculum, assessments, career/higher education guidance, Internship programmes & extra-curricular activities Provide a range of leadership opportunities Promote & develop the Student Council We arrange character-building activities & trips Older students engage in the 'Passport to Success' community service programme to enhance 21st century life skills We provide opportunities to learn independence We have high expectations of uniform & preparedness for learning
E	Environmental awareness & sustainability	<ul style="list-style-type: none"> We are mindful of our impact on the environment WSS provides opportunities for impactful engagement in environmental initiatives 	<ul style="list-style-type: none"> We promote the 3 R's; Reduce-Reuse & Recycle We put our litter in the bin We avoid wasting resources Commitment to social concerns & charity
A	Achieving Excellence	<ul style="list-style-type: none"> We are committed to excellence & are ambitious for success We work hard & do the best we can Reflective of our practice to continuously improve 	<ul style="list-style-type: none"> WSS reports regularly on progress & achievement, & sets SMART 'next step', data-driven targets for students, staff & the school We provide attractive, enabling learning environments WSS is committed to high ethical standards We provide opportunities for challenge, STEAM & healthy competition to enable learners to exceed targets.
M	Growth Mindset	<ul style="list-style-type: none"> We promote positivity & engage in life-long learning. We show resilience & problem-solve 'We can with practice' 	<ul style="list-style-type: none"> We provide opportunities to problem-solve & learn from mistakes We welcome innovation, creativity & critical thinking We celebrate success
W	Wellbeing & Happiness	<ul style="list-style-type: none"> Safeguarding, Wellbeing, Health & Safety are top priority We help others, show kindness, equality & inclusivity We demonstrate self-discipline 	<ul style="list-style-type: none"> Safeguarding, health & safety are promoted through policies, practices, curriculum & activities We provide opportunities for all to voice feedback & make decisions related to school development, wellbeing concerns or needs We provide internal counseling services where required
O	Opening Doors of Opportunity, Choice & Success	<ul style="list-style-type: none"> WSS is an inclusive school; we personalise learning so that everyone can achieve their potential (staff & students) Challenges & change are seen as opportunities to develop skills, knowledge & experience There is always a 'Plan B' 	<ul style="list-style-type: none"> WSS provides opportunities for students to engage in a wide range of extra-curricular events & initiatives within & beyond WSS WSS provides leadership development opportunities for all WSS provides comprehensive Careers & Higher Education counseling, work experience & opportunities for community service (Passport Programme)
R	Relationships & Character	<ul style="list-style-type: none"> Our behaviour & decisions are values-driven, including mutual respect, self-discipline, confidence & tolerance We are committed to the school vision, 'Excellence Through Teamwork; Success for all We value diversity We connect, collaborate & communicate professionally We all follow the Fab. 5 Rules 	<ul style="list-style-type: none"> WSS builds positive home-school partnerships We promote cultural awareness & harmony We promote partnerships with the Authorities & community We promote character development through the curriculum & beyond We follow a fair, stepped & appropriate Code of Conduct We have high expectations of behaviour for all We teach students how to make smart choices. We nurture & support within & beyond the WSS community
K	Knowledge, Skills & Understanding	<ul style="list-style-type: none"> We fully engage with the WSS learning programme We are open to applying new strategies, taking risks & applying learning to new situations 	<ul style="list-style-type: none"> WSS promotes personalised learning so every child is able to experience learning success WSS sets high standards of teaching & learning We promote the application of technological innovation We provide opportunities for students to explore their individual gifts & talents We relate learning to real-life & aim to make learning fun!

Wellbeing

WSS believes that Student & Staff Wellbeing is a priority. WSS has a wellbeing Framework, including curriculum, events and policy. It is everyone's responsibility (students, parents & staff) to promote Wellbeing at WSS.

<i>UAE Vision 2031; To be among the happiest countries in the world</i>					
Positive Individual			Positive Institution		
Instilling Purpose	Promoting Health	Building Relationships		Fulfilling Potential	
<i>SPEA Wellbeing Framework 2023</i>					
Emotional Wellbeing	Physical wellbeing	Social wellbeing	Academic wellbeing	Digital wellbeing	Life skills acquisition
<i>PERMAH Framework</i>					
Meaning/Purpose	Positive Emotions	Health	Relationships	Engagement	