

# GEMS WESTMINSTER SCHOOL, SHARJAH



Newsletter Issue #3  
7th September, 2023



Message from the  
Principal/CEO  
Ms. Valerie Thompson

Dear WSS Parents,






## Junior Children Pick-up & Drop-off

Please follow the designated doors, corridor access & route for OT drop-off & pick-up. For your children's safety, parents are not allowed to enter school beyond their Junior child's classroom. Thank you.

lowed to enter school beyond their Junior child's classroom. Thank you.

## Dates for Your Diary

Date	Details
Week of 25th-28th September	<ul style="list-style-type: none"> <li>Meet your child's Teacher; home-school Teacher 'Meet-&amp;-Greet meetings. Details to follow.</li> </ul>
Wed. 18th- Thurs. 19th Oct	<ul style="list-style-type: none"> <li>Mid-Term Break. School closed for students.</li> <li>School opens on Monday 23rd October</li> </ul>
Mon. 18th Dec— Monday 1st January	<ul style="list-style-type: none"> <li>School closed for Winter Break.</li> <li>School opens on Tuesday 2nd January 2024.</li> <li>T2 Fees due by 2/1/24. Thank you.</li> </ul>



**Our Vision; 'Excellence Through Teamwork; Success For All'**



# مدرسة جيمس ويستمينستر الشارقة



النشرة الإخبارية رقم 3  
7 سبتمبر 2023



رسالة من المديرية / الرئيس التنفيذي  
السيدة فاليري تومسون



أولياء أمور مدرسة جيمس  
ويستمينستر الشارقة الأعزاء،

## استقبال الأطفال الصغار وإنزالهم

يرجى اتباع الأبواب المخصصة  
وممر الوصول والطريق  
للوصول إلى غرفة العمليات  
والاستقبال. من أجل سلامة أطفالك، لا يسمح لأولياء الأمور  
بدخول المدرسة خارج الفصل الدراسي لطفلكم الصغير.  
شكراً لك.

## المواعيد

التاريخ	التفاصيل
الأربعاء من 25 إلى 28 سبتمبر	تعرف على معلم طفلك؛ لقاءات "لقاء وترحيب" مع معلم المدرسة المنزلية. تفاصيل للمتابعة.
الأربعاء 18- الخميس 19 أكتوبر	استراحة منتصف المدة. المدرسة مغلقة أمام الطلاب. تفتح المدرسة يوم الاثنين 23 أكتوبر.
الاثنين 18 ديسمبر - الاثنين 1 يناير	المدرسة مغلقة لعطلة الشتاء. تفتح المدرسة يوم الثلاثاء 2 يناير 2024. رسوم T2 مستحقة بحلول 2/1/24. شكراً لك.



رؤيتنا؛ "التميز من خلال العمل الجماعي؛ نجاح للجميع"

☞ The most important gifts  
you can give your child are  
a **quality education** and the  
**values** that will guide them  
through life ☞

Sunny Varkey

## Whole School News

Newsletter Contents	
Page	Includes:
1, 2	<b>Dates for Your Diary</b> <ul style="list-style-type: none"> <li>Message from the Principal; general notices</li> </ul>
3	<b>Contents</b> <ul style="list-style-type: none"> <li>Contents Table</li> </ul>
4-5 5 6 7 8-10 11-12	<b>Whole School News</b> <ul style="list-style-type: none"> <li>360 Engagement SPR Report Meeting, 7/9/23</li> <li>Uniform</li> <li>Storyboard Top Tips; 1) Welcome Back &amp; 2) Backpacks are cool!</li> <li>Risk Assessment Training</li> <li>Environmental Recycling Superstar Champions</li> <li>Happy Birthdays</li> </ul>
13 14 15 16-20	<b>Junior Section News</b> <ul style="list-style-type: none"> <li>Junior Section Superstar Champions</li> <li>Learning Activities in FS1</li> <li>Learning Activities in FS2</li> <li>Learning Activities in Y2</li> </ul>
21 22 23-24	<b>Primary Section News</b> <ul style="list-style-type: none"> <li>Learning Activities &amp; Y6 Radio Club</li> <li>Introducing Century Tech.</li> <li>Learning Activities in Y5</li> </ul>
25 26 27-29 30	<b>Secondary Section News</b> <ul style="list-style-type: none"> <li>Secondary Section Superstar Champions; Budding Author Fatim</li> <li>Learning Activities in KS3</li> <li>Y10 &amp; Y11 Prepare their Learning Environment</li> <li>Independent Learning in Sixth Form</li> </ul>

Find our updated **Parent Hand-book** through this QR code. Check-out school policies & procedures to be familiar & comfortable with our system.



### Caring for Personal Belongings in School

- So that we can return lost items, please **name & ID** all your child's **belongings** (a marker pen on the label is a good idea for uniform).
- Please talk to your child about being **responsible** for their items.
- Devices should be kept safely in bag/locker when not in use.
- Misplaced items are kept in the **Lost & Found cupboard** in East Lobby (for books, stationary, water bottles & similar items), or with **Security** (for valuable items & devices)
- Unclaimed items may be disposed of at the end of the Term/Year, so please **encourage your child to check the Lost & Found cupboard** if they have misplaced any personal item.
- Please **avoid sending valuable items, such as jewelry/watches, to school with your child.** School is not responsible in case of loss or damage.
- While school is not responsible for lost personal items, rest assured that the Support Staff Team & MSO will do their best to try to locate misplaced items. **Please be patient & respectful to the team—we are here to help.** Thank you.



## *Whole School News; 360° Engagement SPR Workshop, 7/9/23!*



The Principal Ms. Valerie, VP Mr. Shujahat, other SLT & the PRE welcomed an enthusiastic & positive group of students, parents & staff on 7/9/23, with the objective of reviewing key School Performance (SPR—inspection) Report target areas to feed into our Self-Evaluation Form (SEF) & School Improvement Plan (SIP). Improving stakeholder engagement is one of our targets for this year, so it was wonderful to start off the year with this engaged focus group meeting.

When the PRE asked a parent whether she felt that actions are taken following parent feedback, the parent reported that 'yes, she felt that we can feel improvements & that school is listening to us'. This meeting was an additional opportunity for parents to feed into our school development plans.

Huge thanks to our wonderfully supportive parents, dynamic students & committed staff who attended & shared their valuable time, support & ideas!





## *Whole School News; 360° Engagement SPR Workshop, 7/9/23!*


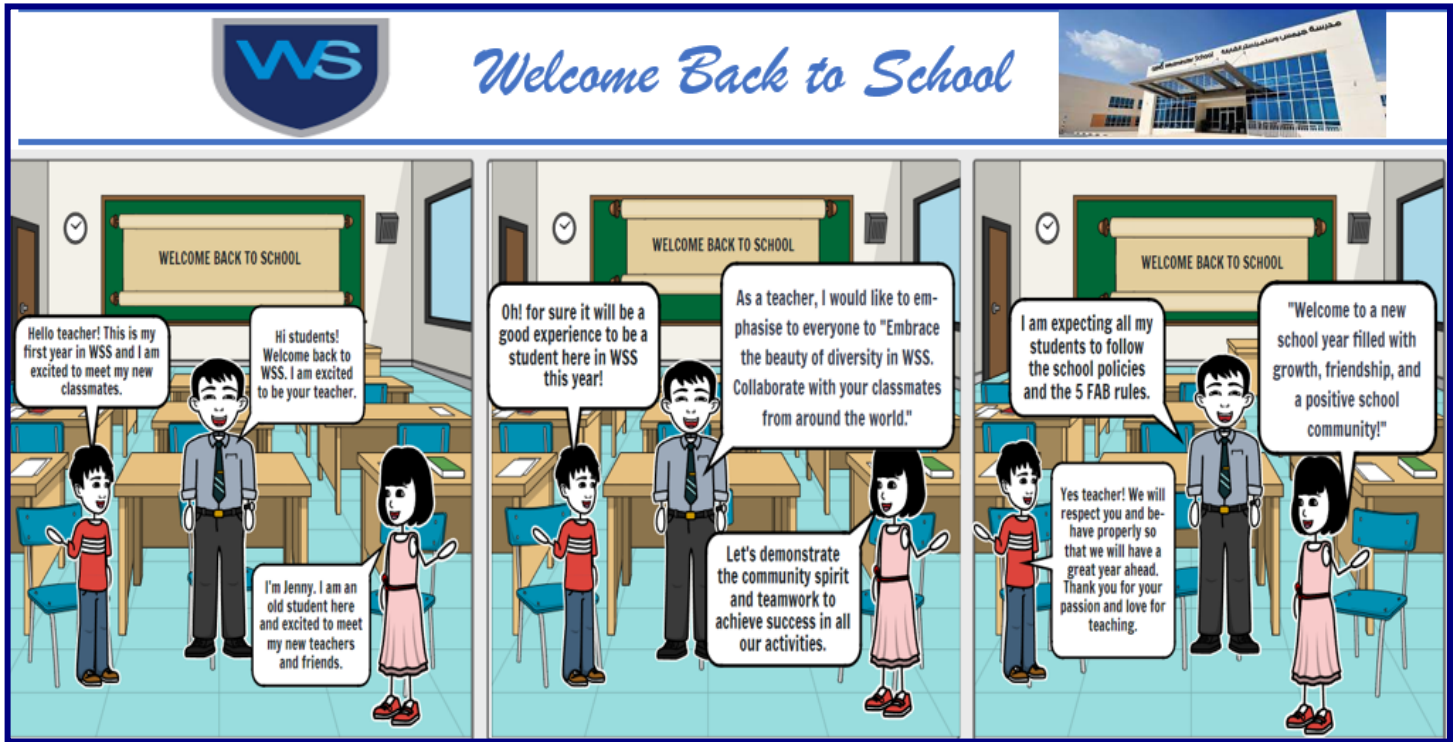


## *Whole School News; Smart, Professional Uniform!*

Many thanks , dear parents, for ensuring that your children come to school looking super professional, in perfect school uniform (tie/scarf for Y3-13, ID card (parent & child), black shoes, school hair ties, Y3-13 boys with shirts tucked in, plain black/light blue/white head scarves (if required), plain dark blue leggings etc.). They look super ready for their 'office'. We love it—many thanks!



## Whole School News; Storyboard Top Tips!





## ***Whole School News; Continuous Professional Development!***



**Ms. Bhavna, GEMS Corporate Health & Safety leader visited WSS to deliver staff training on Risk Assessment on 6/9/23.**

## Environment & Recycling Superstar Champions!



WSS is engaging in Sharaf DG's e-waste collection Drive to promote sustainability across UAE. If you have any outdated, broken or unused IT resources, please drop them into the blue E-Recycle bin located next to the water bottle bin, next to Gate 1 (main entrance). Sharaf DG will be processing all collected IT items. Many thanks!





## ***WSS Environment & Sustainability Initiatives!***

### ***Initiative 1: Educators with a Green Vision: Pioneering Sustainable Education***

In an era where environmental consciousness is paramount, entire educators at WSS is leading the way by championing sustainable education. Through their participation in UNCC courses (United Nations Climate Change) and a shared passion for nurturing the next generation of eco-conscious leaders. The entire WSS school staff completed the seven UNCC courses on climate change-related issues. WSS students have started pursuing the UNCC courses.

As pioneers of sustainable education, these educators serve as role models, inspiring both their colleagues and students to embrace a greener, more environmentally responsible future. Their efforts highlight the transformative power of education in building a sustainable world for generations to come.

### ***Initiative 2: Turning Trash into Treasure: Schoolwide Plastic Bottle Collection"***

At WSS, we've embarked on a mission to turn trash into treasure through our schoolwide plastic bottle collection initiative in collaboration with SIMPLY BOTTLES. It's more than just recycling; it's a commitment to environmental stewardship and sustainability. Our students, teachers, and staff are joining forces to collect and repurpose plastic bottles, showcasing the power of collective action in tackling the plastic waste crisis.

The plastic bottles we collect are transformed into useful items, proving that what was once seen as disposable can indeed become valuable. Together, we're creating a cleaner, greener, and more sustainable future, one bottle at a time.



## ***WSS Environment & Sustainability Initiatives!***

### ***Initiative 3: Green Oasis at WSS***

At WSS, organic gardening is not just a hobby; it's an educational and sustainable journey. Our school's commitment to organic gardening is evident in the flourishing plots of pesticide-free fruits, vegetables, and herbs that grace our campus. With hands in the soil and hearts in the right place, our students are actively involved in every aspect of this green endeavor, from planting seeds to harvesting the bounty.

This hands-on experience connects them to the earth and fosters a profound sense of environmental responsibility. Organic gardening at WSS isn't just about cultivating crops; it's about cultivating sustainable, eco-conscious citizens who are poised to make a positive impact on our planet's future.

### ***Initiative 4: Blank Canvas, Bright Future: Give New Life to Unused Paper***

In an era when sustainability is paramount, our school community at WSS is pioneering an eco-friendly initiative to breathe new life into unused notebook paper. Rather than letting blank pages go to waste, we encourage students and teachers to harness their creative potential by repurposing these sheets for various purposes. From jotting down inspirational quotes to sketching imaginative doodles or even using them for quick notes, every unused page finds a meaningful second life- one sheet at a time.

### ***Initiative 5: "Taste the Change-Deliciously Green"***

#### ***Sustainable diet cookbook @WSS***

At WSS, our students have come together to craft a culinary masterpiece – the Sustainable Diet Cookbook. This cookbook represents more than just a collection of delicious recipes; it's a testament to our students' dedication to sustainable living. With a focus on ethical and environmentally friendly ingredients, our young chefs have curated a menu that not only delights the palate but also supports a healthier planet.

#### ***Links to the video for the sustainable initiatives @WSS :***

[https://gmsedu-my.sharepoint.com/:v/p/laneeetha s wss/EfN75jJLzg1JsRZHD-LI3eEBZLIorcwS7PdQMa0Pt9WxBg?e=5brSGd](https://gmsedu-my.sharepoint.com/:v/p/laneeetha%20wss/EfN75jJLzg1JsRZHD-LI3eEBZLIorcwS7PdQMa0Pt9WxBg?e=5brSGd)

#### ***Student Eco Ambassador Quote***

*"Think globally, act locally. Our small efforts add up to a big impact."*

Student Name: Mariam Moataz Mohamed Mostafa Shams-Y12

Picture link: [https://gmsedu-my.sharepoint.com/:i/p/laneeetha s wss/EbV7OWG7r7pDs1wR2XL2vq4BNDQioUM-dlySFWv0luHzNQ?e=JnsAHU](https://gmsedu-my.sharepoint.com/:i/p/laneeetha%20wss/EbV7OWG7r7pDs1wR2XL2vq4BNDQioUM-dlySFWv0luHzNQ?e=JnsAHU)



## Happy Birthdays!




Hooray! Our friends from FS2 are celebrating their birthdays!



With Miss Jobelle and Miss Monika



## Happy Birthdays!





## WSS Junior Section Superstar Champions!

'Marbles in a Jar' & 'Take Home Teddy' are two very positive strategies used in the Junior Section to promote positive learning behaviours.



Teddy winners of Y2S2 with  
Ms. Sara and Ms. Catherin 🎉👏

## *Junior Section News; Learning Activities in FS1!*



Our first Physical Development Session



FS 1 H with  
Ms.Kishwar  
Ms.Krishna



Having fun @ West play area



FS 1 H  
Ms.Kishwar  
Ms.Krishna





## *Junior Section News; Learning Activities in FS2!*

With Miss Jobelle and Miss Monika



FS2 D2 Fun time



FS2 D2 Learning about pattern



FS2 D2 At playdough station



FS2 D2 preparing a healthy food



FS2D2 Sequencing the story



## Junior Section News; Learning Activities in Y2!



Well done Junior artists



Class activities!!



Well done 🌟



## *Junior Section News; Learning Activities in Y2!*


### Y2S2 Class Activities



With Ms. Safia & Ms. Fiza




## Junior Section News; Learning Activities in Y2!




**Year 2 - D1**

'Exploring Emotions' & 'Musical Fun Time' with Ms. Asma.



**Year 2 - D1**



Science Activity  
with  
Ms Sabiha &  
Ms Ashika  
Y2H2





## *Junior Section News; Learning Activities in Y2!*

**Little Artists  
of Y2H2**





## *Junior Section News; Learning Activities in Y2!*



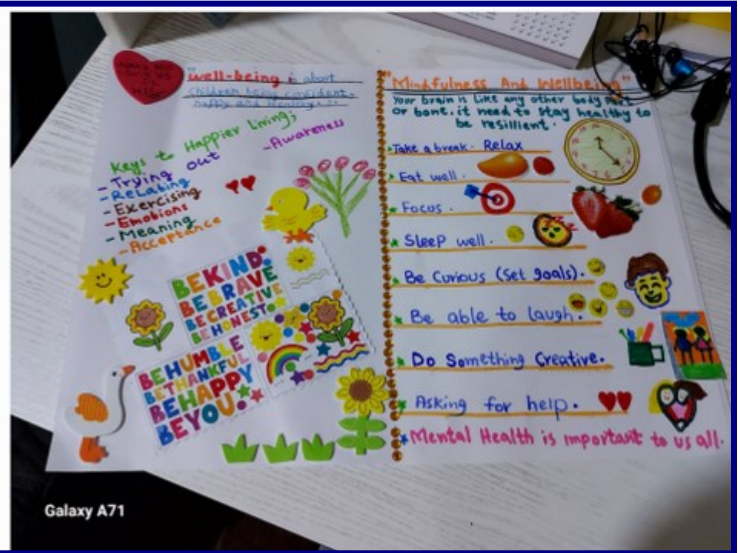


*Y2S1 busy doing Maths activities with Ms. Sara and Ms. Catherin*



PIC • COLLAGE



## Primary Section News



Year 6 Radio show was broadcast by Aatika & Ayana through TEAMS on 7/9/23. The theme was about Literacy week & the role of literacy in enabling us to fulfil our potential for success. They spoke very confidently! Well done.

# PRIMARY RADIO STATION @ WSS

RJ Aatika – Y6 GH

RJ Ayana – Y6 GH

ani Nandanani

Dhayancha...    Anila Rani Nan...  
 LJ    SB  
 Lissy Pancr...    Susweta Ba...  
 LD      
 Lakshmi De...    Deepthi Ve...  
 JM    AA  
 Jisha Manoj    Azreen Ash...  
    AA  
 Sonia Mary...    Anshy Anto

# Primary Section News; Century Tech!

A key target for us from our SPR Inspection Report was to increase innovation & challenge in the classroom, to better support the personalisation of learning. Meeting the individual learning needs of 30 children in a class can be challenging, so the question is how can we do this?

We are very excited to be introducing a new resource, Century Tech. This innovative IT programme provides scaffolded learning tasks & questions adapted to the understanding & achievement level of each child. As the child progresses through the tasks & questions, the programme responds to ensure appropriate practice, progress & success. Here the teachers are engaging in training to maximise the effective use of our new learning tool.

STUDENT	ATTEMPTS	TOTAL SCORE	LAST SCORE	1. Identifying the value of each digit	2. Identifying the value of each digit	3. Identifying the value of each digit	4. Identifying the value of each digit	5. Identifying the value of each digit	6. Identifying the value of each digit	7. Identifying the value of each digit	8. Identifying the value of each digit	9. Identifying the value of each digit	10. Problem solving
Amogh, Mayu	2	20/30	20%	✓	✓	✓	✓	✓	✓	✓	✓	✓	✓
Ananya, Mayu	3	10/30	33%	✓	✓	✓	✓	✓	✓	✓	✓	✓	✓
Chandray, Neeru	1	60/30	40%	✓	✓	✓	✓	✓	✓	✓	✓	✓	✓
Danish, Lame	1	10/30	25%	✓	✓	✓	✓	✓	✓	✓	✓	✓	✓
Danish, Athira	1	60/30	100%	✓	✓	✓	✓	✓	✓	✓	✓	✓	✓
Mica, Georgina	2	90/75	100%	✓	✓	✓	✓	✓	✓	✓	✓	✓	✓
Nicola, Miguel	1	20/30	50%	✓	✓	✓	✓	✓	✓	✓	✓	✓	✓
Shant, Charles	1	45%	45%	✓	✓	✓	✓	✓	✓	✓	✓	✓	✓
Wadeen, Van	1	30/120	75%	✓	✓	✓	✓	✓	✓	✓	✓	✓	✓

STUDENT	Diagonals Number and Place Value Addition and Subtraction	Diagonals Number and Place Value Multiplication and Division	Diagonals Number and Place Value Fractions	Diagonals Number and Place Value Measurement	Diagonals Number and Place Value Money	Diagonals Number and Place Value Time	Diagonals Number and Place Value Games
Shant, Charles	45%	45%	20%	20%	20%	20%	20%
Ananya, Mayu	45%	45%	20%	20%	20%	20%	20%
Chandray, Neeru	50%	50%	50%	50%	50%	50%	50%
Danish, Athira	50%	50%	50%	50%	50%	50%	50%
Mica, Georgina	50%	50%	50%	50%	50%	50%	50%
Nicola, Miguel	45%	45%	20%	20%	20%	20%	20%
Wadeen, Van	50%	50%	50%	50%	50%	50%	50%
Danish, Lame	75%	75%	75%	75%	75%	75%	75%
Amogh, Mayu	75%	75%	75%	75%	75%	75%	75%

**Task: Set a nugget through the Planner**

Area of the platform: The Planner Time to complete: 5 minutes

1. Navigate to the **My Planner** area using the left-hand navigation bar.
2. Select the class you would like to set work for and the course you would like to set the work for.
3. To add nuggets for the first time, go to **add plan** in the bottom right corner.
4. Choose the date you'd like the nugget plan to start and click **add**.
5. **Select add nuggets** and choose the desired nuggets. Choose the **start date** for the nuggets to appear in the students' pathways and select how long they should be active for.
6. When you're happy with your selections, press **done** in the selection box, and then **save** in the top right corner.



## *Primary Section News; Learning Activities in Y5!*

### ★ Learning wall activity on place value by the students of Y5 D2 with Ms. Anju Kumar ★



### ★ Pair work on Air Resistance by the students of Y5 D1 with Ms. Anju Kumar ★





## Primary Section News; Learning Activities in Y5!

Starter activity on comparing and ordering numbers up to 1,000,000 by the students of Y5 D1  
★ with Ms. Anju Kumar ★





## WSS Secondary Section Superstar Champions!






Budding author Fatim Navas has published her own poem in a book entitled 'Parallel Thoughts'. Congratulations, Fatim, may you always enjoy creative, reflective expression!

Fatim Navas (Y9GD) said,

*"When I first started writing my poems, I didn't write with the intention to publish them as a book; I wrote my poems purely out of interest. Poetry consoles my heart and gives me a sense of control over my feelings, which I usually can't express verbally. Moreover, it helps me experiment and engage with a variety of topics which pique my curiosity, but most importantly, I write poetry because it's one of the few things I genuinely enjoy, and being able to share it with others is truly such an honor."*



## Secondary Section News; Back into Learning in KS3!






## *Secondary Section News; Y10 & Y11 Working on their Learning Environment!*




Year 10 & Y11 Girls working on their form class display board. The themes were 'What to do when I mistake?' and 'What is my IGCSE target?' Students have set their IGCSE targets and making strategies to achieve them.



## Secondary Section News; Y10 & Y11 Working on their Learning Environment!



Year 10 & Y11 Boys working on their form class display boards.





## *Secondary Section News; Y10 & Y11 Working on their Learning Environment!*




Year 10 & Y11 Girls working on their form class display board.





## Secondary Section News; Independent Learning in Sixth Form!



Student Leaders shared the Sixth Form Independent Learning Policy with Y12 and reinforced it to Y13 students.



Galaxy S23 Ultra