

GEMS WESTMINSTER SCHOOL, SHARJAH



Newsletter Issue #29
17th April, 2025



**Message from the
Principal/CEO
Ms. Valerie Thompson**




Dear WSS Parents,

Safeguarding: Road Safety
The safeguarding of our children is everyone's responsibility & we all have a part to play in promoting a safe environment. Please see this Newsletter p4-6 for a road safety refresh & the Independent Exit form if you require your children to exit the school unaccompanied.

Wishing our families a very blessed & Happy Easter to all those who celebrate this.

Dates for Your Diary

Date	Details
Thurs. 26th June	<ul style="list-style-type: none"> Last day of compulsory T3 Promotional Exams
Thurs. 3rd July, 2025	<ul style="list-style-type: none"> The last official day for students for this academic year.
Monday 25th August	<ul style="list-style-type: none"> First day of T1 for new joiners. T1 fees need to be cleared in full before any student is admitted into class for the new year. There are no exceptions to this, so please budget accordingly.
Tuesday 26th August	<ul style="list-style-type: none"> First day of T1 for returning students. T1 fees need to be cleared in full before any student is admitted into class for the new year. There are no exceptions to this, so please budget accordingly.



Our Vision; 'Excellence Through Teamwork; Success For All'

مدرسة جيمس ويستمينستر الشارقة



النشرة الإخبارية رقم # 29
2025



رسالة من المديرة / الرئيس التنفيذي
السيدة فاليري تومسون

أولياء أمور مدرسة جيمس ويستمينستر
الشارقة الأعزاء،



الحماية؛ السلامة على الطرق

إن حماية أطفالنا هي مسؤولية الجميع، وعلينا جميعاً أن نلعب دوراً في تعزيز بيئة آمنة. يرجى الاطلاع على هذه النشرة الإخبارية ص 4-6 للحصول على تحديث حول سلامة الطرق ونموذج الخروج المستقل إذا كنت تريد من أطفالك الخروج من المدرسة بدون مرافق.

نتمنى عيد فصح سعيد لجميع المحتفلين.

المواعيد

التاريخ	التفاصيل
الخميس 26 يونيو	• آخر يوم من امتحانات T3 الترويجية الإلزامية
الخميس 3 يوليو 2025	• آخر يوم رسمي للطلبة لهذا العام الدراسي.
الاثنين 25 أغسطس	• اليوم الأول من T1 للمتنضمين الجدد. • يجب سداد رسوم T1 بالكامل قبل قبول أي طالب في الفصل الدراسي للعام الجديد. لا توجد استثناءات لهذا، لذا يرجى إعداد الميزانية وفقاً لذلك.
الثلاثاء 26 أغسطس	• اليوم الأول من الفصل الدراسي الأول للطلاب العائدين • يجب سداد رسوم T1 بالكامل قبل قبول أي طالب في الفصل الدراسي للعام الجديد. لا توجد استثناءات لهذا، لذا يرجى إعداد الميزانية وفقاً لذلك.



رؤيتنا؛ "التميز من خلال العمل الجماعي؛ النجاح للجميع"

☐☐ The most important gifts
you can give your child are
a **quality education** and the
values that will guide them
through life ☐☐

Sunny Varkey



Find our updated **Parent Handbook** through this QR code. Check-out school policies & procedures to be familiar & comfortable with our system.



Contents

Parent Handbook Access QR Code

Newsletter Contents	
Page	Includes:
1, 2	Dates for Your Diary <ul style="list-style-type: none"> Message from the Principal; Date for Your Diary, general notices
3	Contents <ul style="list-style-type: none"> Contents Table QR Code to Access our online Parent Handbook
4-5 6 7-8 8 9 9 10 11 11 12 13 14	Whole School News <ul style="list-style-type: none"> Road Safety Awareness Independent Exit Form (see Parent Handbook p35-36) T3 ECA (After School Programme) Whole School Fire Drill, 16/4/25 Staff CPD This Week's Leadership GEMStone Family First Poetry Competition Family First Mothers' Day & International Day Celebrations, 21/4/25 Environmental & Sustainability Superstar Champions WSS Superstar Champions; Inter-school Quran Competition Winners Storyboard Top Tips, 1) Preparing Students for their Future, 2) Positive Parent Partners Happy Birthdays
14 15-18 19-25	Junior Section News <ul style="list-style-type: none"> Learning Activities (General) Y1 Learning Activities Y2 Learning Activities
25 26 27	Primary Section News <ul style="list-style-type: none"> Learning Activities (General) Assembly Time with Y5D2 (The Power of Kindness—Say No to Bullying!) Y3 Learning Activities
28 29 30 31-32 33 34	Secondary Section News <ul style="list-style-type: none"> Secondary Section Superstar Champions; KS3 Wellbeing Champions Assembly Time with Y7GH (Achieving Our Dreams) WSS Art Exhibition & 'Dressed to Impress' KS4 Wellbeing Week Successful Completion of our IGCSE English Listening Exam You Said...We Did!

Whole School News; Road Safety!



WSS Road Safety Awareness

Updated 13/4/2025

Road safety is a shared responsibility, and as a caring WSS school community, we must work together to ensure the safeguarding & wellbeing of all our children. With the large volume of traffic around the school zone, it is essential that we all remain vigilant and adhere strictly to traffic rules.

This circular serves as an important reminder to reinforce road safety habits among our children and ensure a safer environment in and around our school premises.

Important Road Safety Guidelines

For Students:

1. Always cross the road at the **zebra crossing** or other designated crossing places, including using the zebra crossing outside school
2. Wait for the **green man crossing signal at lights to turn green** for pedestrians before crossing.
3. **Never run** across the road or walk while distracted (e.g., using mobile phones or headphones). **Look both the ways** (left & right) before crossing the road.
4. Stay **alert** and aware of your surroundings. Always walk on the **footpath**, not on the road.
5. Always **wear a seatbelt** in the car while it is being driven.
6. When crossing the car parking entrance and exit gates at school, please be cautious and wait for a signal from the security personnel before proceeding.
7. Students are not permitted to walk around inside the car parking area. You must wait at the designated area for your parent to accompany you to the car.

For Parents:

1. Ensure your child is well-informed about **basic road safety rules**.
2. Drop off and pick up your child only in the **designated school zones**.
3. We request you to avoid instructing your child to walk alone towards the parked car. For safety reasons, please accompany your child from the gate to your vehicle.
4. Please **do not park** vehicles or drop-off children in front of the school gates.
5. Please **drive at minimum speed** around the school zone.
6. Encourage your child to be **cautious and responsible** while on the road.
7. Ensure that your child wears a seat belt whenever the car is being driven.
8. Please be **thoughtful how & where you park your car** – avoid blocking others' exit.
9. Please wait for your turn to exit the car parking area. As students may be crossing the exit gate kindly wait until the school security gives you a go-ahead signal.


The school is committed to providing a safe environment during student drop-off and dispersal times. Our staff members are present at these times to assist and guide students.

Let us all work together to promote a culture of **safety, responsibility, and awareness**—both on and off school grounds. Together, we can ensure a safer, more secure environment for our students.

Thank you for your continued support.

Best Regards,

Ms. Valerie Thompson
Principal/ CEO



This Road Safety Awareness Letter was emailed home to parents, along with an Arabic translation, on 15/4/25.

Whole School News; Road Safety!



WSS Road Safety Awareness

Updated 15/4/2025

السلامة المرورية مسؤولية مشتركة، وكأفراد في مجتمع مدرسة WSS المتعاون والمحب، يجب أن نعمل معًا لضمان حماية وسلامة جميع أطفالنا.

نظرًا للحجم الكبير لحركة المرور حول منطقة المدرسة، من الضروري أن نتحلى جميعًا باليقظة والالتزام الصارم بقواعد المرور. تُعد هذه التثيرة تذكيرًا مهمًا لتعزيز عادات السلامة المرورية لدى أطفالنا وضمان بيئة أكثر أمانًا داخل محيط المدرسة وخارجها.

إرشادات مهمة للسلامة المرورية

للطلبة:

1. اعبروا الطريق دائمًا من ممر المشاة أو من الأماكن المخصصة لعبور المشاة، بما في ذلك ممر المشاة الموجود أمام المدرسة.
2. انتظروا إشارة "الرجل الأخضر" عند إشارات المرور قبل عبور الطريق.
3. لا تركضوا عند عبور الطريق، ولا تمشوا وأنتم مشتتون (مثل استخدام الهاتف المحمول أو سماعات الرأس). انظروا إلى اليسار واليمين قبل العبور.
4. كونوا دائمًا يقظين ومدركين لما يدور حولكم. امشوا دائمًا على الرصيف، وليس على الطريق.
5. يجب دائمًا ربط حزام الأمان أثناء وجودكم في السيارة.
6. عند عبور مدخل ومخرج مواقف السيارات في المدرسة، يرجى توخي الحذر وانتظار إشارة من موظفي الأمن قبل العبور.
7. لا يُسمح للطلاب بالتجول داخل مواقف السيارات. يجب الانتظار في المنطقة المخصصة حتى يأتي أحد الوالدين لمرافقتهم إلى السيارة.

لأولياء الأمور:

1. تأكدوا من أن أطفالكم على دراية كافية بقواعد السلامة المرورية الأساسية.
2. قوموا بإزالة أطفالكم واستلامهم من المناطق المخصصة فقط.
3. نرجو منكم عدم الطلب من أطفالكم التوجه بمفردهم إلى السيارة. لأسباب تتعلق بالسلامة، يرجى مرافقة أطفالكم من البوابة إلى السيارة.
4. يرجى عدم التوقف أو إزال الأطفال أمام بوابات المدرسة مباشرة.
5. يرجى القيادة بسرعة منخفضة في محيط المدرسة.
6. شجعوا أطفالكم على توخي الحذر والتصرف بمسؤولية أثناء التواجد على الطريق.
7. تأكدوا من أن أطفالكم يربطون حزام الأمان دائمًا أثناء التنقل بالسيارة.
8. يرجى مراعاة الآخرين عند إيقاف مركباتكم - وتجنب إعاقة خروج الآخرين.
9. يرجى الانتظار لحين دوركم للخروج من مواقف السيارات. نظرًا لاحتمال عبور الطلاب من بوابة الخروج، نرجو منكم الانتظار حتى يعطيتكم موظف الأمن إشارة الانطلاق.

نلتزم المدرسة بتوفير بيئة آمنة خلال أوقات توصيل الطلاب وانصرافهم، حيث يتواجد موظفون للمساعدة والإرشاد.

فلنعمل جميعًا معًا من أجل ترسيخ ثقافة السلامة والمسؤولية والوعي - داخل المدرسة وخارجها. فينكاتفنا، يمكننا ضمان بيئة أكثر أمانًا وأمانًا لأبداننا الطلاب.

شكر لكم دعمكم المستمر.

مع أطيب التحيات،
المسيدة فاليري طومسون
المديرة التنفيذية/المديرة العامة




This Road Safety Awareness Letter was emailed home to parents, along with an English translation, on 15/4/25.

Whole School News; Independent Exit!

Independent Exit at Home Time

Parents may wish to approve independent exit for their Secondary children in case they are unable to pick-up their child from school at home time. This is not recommended due to safeguarding concerns. However, if required, parents please complete & submit the form below to the PRE, & purchase an orange lanyard from the BBT office.

		WSS Student Independent Exit Disclaimer		<i>Format updated: 16/4/25</i>	
Validity of Independent Exit Pass (dates):					
From:		To:			
Approval & Disclaimer for my child/ren to leave WSS school premises at end of their school day independently, without an approved adult accompanying.				Child may leave school alone (with or without siblings)? (✓)	
				Alone	Only with sibling
Student name:		ID:	Class:		
Student name:		ID:	Class:		
Student name:		ID:	Class:		
<ul style="list-style-type: none"> • I give permission for my child/ren, as named above, to <u>exit the school premises without parent or other approved adult accompanying, at the end of their school day</u> ('end of day' as defined by school management) on any school day during the agreed time period mentioned above. • <u>I accept full responsibility & indemnify WSS from any responsibility</u> for my child/ren leaving school at the end of their day without an approved adult accompanying. I agree that no WSS staff will be held liable or responsible in any way for the safeguarding, wellbeing, security or behaviour of my child/ren outside school premises in relation to this arrangement. • I understand that independent exit is subject to my child wearing the special orange lanyard (bought from BBT) for their ID card that identifies them to Security as having parent approval for independent exit, & will ensure that they wear this to school daily. • I understand that my child/ren will not be allowed to re-enter the school premises once they have left for the day. 					
Father name:		Signed:		Date:	
Mother name:		Signed:		Date:	
Father Contact:					
Mother Contact:					

Whole School News; T3 ECA!



مدرسة جيمس ويستمنستر الشارقة
GEMS Westminister School
SHARJAH

14/04/25

Dear Parents,

Subject: WSS Optional Term 3 Extra-Curricular Activity (ECA) Programme

Our ECA programmes have been a great success so far this year. We would like to thank you for your support as we make further provision to enhance our students' innovation skills & personal and social development. Please forward any feedback and suggestions with us; your feedback is vital, and we really appreciate hearing from you to help us improve the WSS educational experience.

Details of the ECA activity options are below:

- Day: Wednesdays after school
Time: 2:30pm to 3:45pm
Transport: BBT students will be dropped by bus, OT students can be picked up at 3:45pm from their usual dispersal area
Dates: Term 3: 6 weeks, every Wednesday, starting from 23/04/25 until 28/05/25
Cost: AED 250/- per Term. Complete the ECA choice link only once payment has been made.
Deadline: Please complete payment on the GEMS Parent Portal by 12:30pm on Wednesday 23rd April 2025.
Registration: On GEMS Parent Portal then complete <https://forms.office.com/r/T2zwrYjfJB>
Options: One option each Term from:
Students will be allocated into groups on day one. Students will continue with their ECA choice for the duration of the Term's 6-week course.



	1	2	3	4	5	6	7
	Football	Badminton	Mixed Sports	Theatre	WSS Talks	AI Coding Robotics	Smart Art
Y2 - Y6	6 week football coaching program with games.	6 week badminton coaching program with games.	Mixed sports including cricket, basketball as well as yoga classes.	Activities leading to a performance during the term. <i>(includes, singing, dancing, musical instruments and drama)</i>	PBL task leading to presentations by students. <i>(debates, TedX, MUN, competitions, presentations)</i>	6 week program using a range of educational resources enhance knowledge of AI, Coding and Robotics.	6 week art project to enhance students knowledge and skills.
Y7 - Y13	6 week football coaching program with games.	6 week badminton coaching program with games.	Mixed sports including cricket, basketball as well as yoga classes.	Activities leading to a performance during the term. <i>(includes, singing, dancing, musical instruments and drama)</i>	PBL task leading to presentations by students. <i>(debates, TedX, MUN, competitions, presentations)</i>	6 week program using a range of educational resources enhance knowledge of AI, Coding and Robotics.	6 week art project to enhance students knowledge and skills.

	8	9
	WSS Foodies	WSS Media
Y7 - Y13	Flameless cooking, nutrition support and recipe creations. <i>(max 25 students)</i>	Students develop skills which will support them to create media content. There will be a focus on the planning and design of media campaigns and students will be part of a team that will create content for our school. <i>(max 20 students)</i>

	10	11
	Junior Talks	Junior AI
Y2	<i>(Y2 only)</i> Supporting Junior students to build their communication, debating and public speaking skills. This will develop students' confidence as well as critical thinking and problem solving skills. <i>(max 20 students)</i>	<i>(Y2 only)</i> 6 week program using KUBO, VR and ZUMI to introduce students to AI and Robotics. <i>(max 20 students)</i>

Whole School News; T3 ECA!

Key Points:

1. Parents pay on GEMS Parent Portal under “Activities” (please do not pay under tuition fees).
2. After payment parents can use this link to enter their child’s student details and ECA Choice:
<https://forms.office.com/r/T2zwrYifJB> (use child’s eLearning account details to access the form).
3. Some of the sessions (e.g. Foodies or AI and Robotics etc.) have limited spaces. Once these are filled, we will remove this option on the form, or we may ask students to choose an alternative.
4. Students will be allocated activity groups on the first day of ECA Programme.
5. Every Wednesday of the 6-week ECA programme, students will be guided to the Auditorium at the end of the school day.
6. Teachers will come to the auditorium; register and then escort their students to the allocated activity area (maximum 25 students per teacher).
7. Students participating in sports can either wear their P.E kit to school or bring it with them and change at school (younger students are advised to wear their P.E kit and come).
8. Our ECA activities end at 3:45pm. At this point BBT students are taken to the auditorium and make their way to the bus area once they are ready. OT students will be dispersed from the OT areas as usual (please do not come into the auditorium).
9. Please note we expect students to continue with their chosen ECA activity for the 6 weeks as each programme is designed with learning outcomes over this period.

Whole School Fire Drill, 16/4/25!



WSS practices a Termly whole school fire drill to ensure that our staff & students are confident in evacuation procedures in case of an emergency. The practice on 16/4/25 went very smoothly & calmly. Well done everyone!

Whole School News; Staff CPD!



Congratulations to HOD MOE Subjects Dr. Osama for being awarded his PhD! This is an impressive achievement & reflects his commitment to professional lifelong learning.

Whole School News; This Week's Leadership GEMStone!

APRIL – WEEK 16
LEADING WITH VISION
LABRADORITE
Promotes goal-setting and planning for future success.

“ Listening to different voices helps you discover new ideas. ”

MESSAGE: When you listen to people with different ideas and experiences, you learn new ways to solve problems and work together. This helps everyone feel important and included.

REFLECT: How can I make sure I listen to and value everyone's ideas? How can I create an environment where others feel safe to share their thoughts?

GEMS
EDUCATION




FAMILY FIRST



GEMS Family First Poetry Competition 2025

It's time to show off your poetic talent!

Theme: Combine the importance of Family First values with the power of Vision, inspired by Labradorite Gemstone—a symbol of transformation and leadership

Age Categories		
Under 8	Under 13	13+

Submission Deadline:
Friday, 25th April 2025, at 12.00PM

Let your creativity shine and express what family values and vision mean to you



LABRADORITE

Include your			
Name	School	Class	DOB and Age Category

For submission guidelines and more details, please contact your PRE. We cannot wait to read your inspiring poems.

Whole School News; Family First!



GEMS Westminster School
SHARJAH



A GEMS Family First Initiative; Mother's Day & International Day



FAMILY FIRST

Event: JS Mother's Day & International Day

Date: Monday 21st April, 2025

Time: 7:45 am – 9:00 am in your child's classroom

Activity: Breakfast with Mom - Students are encouraged to bring their favourite traditional breakfast/food item to share with their classmates and mothers (optional).

Students may dress as 'twinning' with their mum, or they can dress up in their traditional dress (optional).






Environment & Sustainability Superstar Champions!



WSS Superstar Quran Champions!



Congratulations to our two Quran superstar champions & their teachers who achieved remarkable success in the Holy Quran and Hadith Inter School Competition held at Al-Rushd American School, with participation from 31 schools across the region.


- Adam Mostafa Suliman Suliman Abozied (Y1F1) achieved **First Place** in the Quran Competition.
- Youssef Ahmed Moustafa (Y6BD) achieved **Second Place** in the Hadith Competition.

A heartfelt thank you to **Mr. Abed** for preparing the students so well, and to **Mr. Issam** for accompanying them and providing support. May Allah (SWT) reward everyone involved and grant our students even more success in the future.



Whole School News; Storyboard Top Tips!

Preparing students for their future



Positive Parent Partner



Happy Birthdays!



Junior Section News; Learning Activities (General)!




Junior Section News; Y1D Learning Activities!

Y1D1 with Ms. Beena and Ms. Rahna

Phonics lesson



Learning about quarter



ICT lesson



Y1D2 WITH MS. SADIOA AND MS ASMA



Engaging in hands on activities that spark creativity and learning!!!



Thank you!! Ms Shamail & Ms Raghi



Our marble sticker champions celebrated their hard work with a well deserved pizza party!!



Junior Section News; Y1F Learning Activities

Y1F1 WITH MS. AYSHA AND MS. JAMILA



Y1F2 WITH MS. ANEEZA AND MS. GURPREET



Junior Section News; Y1H

Y1H1 WITH MS. AAFREIN AND MS. FIZZA



Learning about the beauty of Evergreen and Deciduous trees!



Think, pair and add 'ing' to words and turn them into actions!



Sharing the magic of home learning



We Filled the Marble jar!

Y1H2 WITH MS. KISHWAR AND MS. MANI



Yeah!!! We got pizza Party



Happy Birthday Dear!

Junior Section News; Y1S Learning Activities

Y1S1 with Ms. Mariam and Ms. Nadiya



Revising phonics at OLA.



Happy birthday!



Activity Time



Learning about quarter.



OLA Activities



Revising phonics at OLA.



Y1S2 with Ms. Rajina and Ms. Foumy



Learning is fun in OLA



Learning about half of quantity Maths Lesson



Learning about 'ew' digraph



Learning about Verbs



Classification of plants - Creeper and Climber



ICT lesson

Junior Section News; Y2D1 Learning Activities!



Junior Section News; Y2F1 Learning Activities!



Junior Section News; Y2F2 Learning Activities!

Y2F2-With Ms. Fauzia and Ms. Benil



Y2F2-With Ms. Fauzia and Ms. Benil



Junior Section News; Y2H1 Learning Activities!

Junior Section: Y2 H1 Learning Activities!

Miss Jinitra and Miss Maryam



Junior Section News; Y2S1 Learning Activities!

Y2S1 with Ms. Sara & Ms. Fiza



Term 2 Pizza party winners

OLA Time



English Lesson



Maths Lesson

Junior Section News; Y2S2 Learning Activities!


Y2S2 – with Ms. Safia and Ms. Catherine



Junior Section News; Y2H2 Learning Activities!



Primary Section News



Primary Section News; Assembly Time with Y5D2— ‘The Power of Kindness—Say NO to Bullying!’




The students put on a great performance with beautiful Quran recitation, thoughtful skit & entertaining mime dance. We learnt to choose kind words to make others smile, not hurtful words to make people sad.



Primary Section News; Y3F2 Learning Activities!

**Construction of 3D shapes using the resources provided.
Students of Y3F2 explored the properties of 3D shapes.**



WSS Secondary Section Superstar Champions!




KS3 Superstar Wellbeing Champions!

Secondary Section News' Assembly Time with Y7GH, 14/4/25!



Y7GH presented a wonderfully inspiring Assembly on the theme 'Achieving Our Dreams'. We learnt that we can achieve our dreams with planning, hard work & perseverance, & that friends can support & motivate us along the way.



Secondary Section News; Art Exhibition & Dressed to Impress!

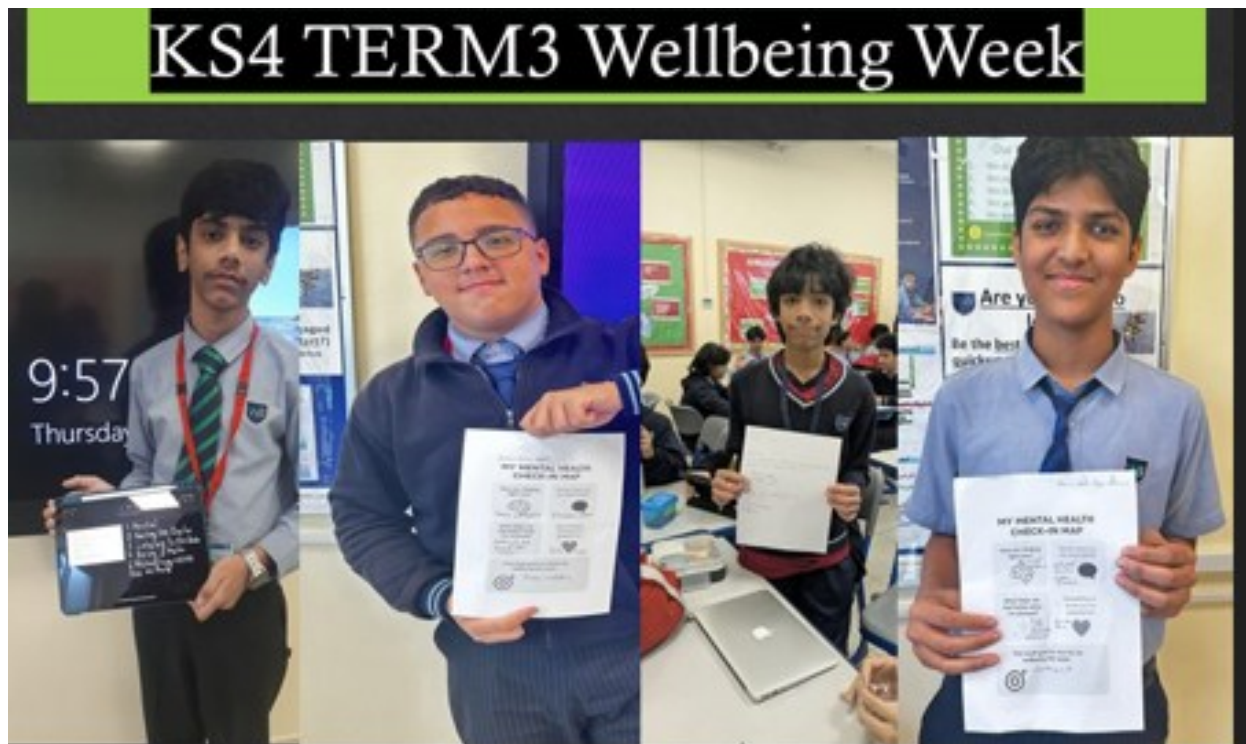
WSS Secondary Art Exhibition 2.0



WSS Art Exhibition 2.0 : Dress to Impress Competitions



Secondary Section News; KS4 Wellbeing Week!



As part of our focus on mental health, Year 10 students participated in the *"My Mental Health Check-In Map"* activity. In a calm and reflective setting, they explored their emotions, set goals, and expressed their thoughts creatively. A few outstanding reflections are now proudly displayed in our Wellbeing Corner!



KS4 WELL BEING WEEK

ACTIVITY

"My Mental Health Check-In Map"



Secondary Section News; Successful Completion of our IGCSE English Listening Exam!

YEAR 11 IGCSE ENGLISH AS A SECOND LANGUAGE – PAPER#3 SPEAKING EXAM - 11-13TH APRIL 2025

The final Speaking Exam of IGCSE English as a Second Language was held between 11-13th April 2025. It was successfully conducted as per CIE requirement for 213 students of Year 11.



You Said... We Did!!



You Said,

Our **Secondary Section** parents requested for cyberbullying to raise awareness.



We Did,

The school held a special session on cyberbullying to raise awareness and encourage safe, respectful online behavior. Students were empowered to "think before they click" and reflect on the impact of their digital actions. The session emphasized kindness, responsibility, and effective ways to respond to negative online experiences. We remain committed to fostering a school community where cyberbullying has no place.