

# GEMS WESTMINSTER SCHOOL, SHARJAH



Newsletter Issue #29  
16th April, 2026



## Message from the Principal/CEO Ms. Valerie Thompson

Dear WSS Parents,

### Return to F2F Learning

We are very excited to share that, as per Authority instruction, school will open for in-person learning from Monday 20/4/26. However, please note that the Authorities have **suspended bus transport** for the time being.

Children will need to be dropped off at school by 7:15am & picked up at 12:15pm/2:05pm. For those parents who are unable to provide Own Transport (OT), **online DL classes will continue to be available.**

We will send an important **parent survey** about student return to school this weekend, so please look out for it & submit it by **Saturday 8pm**. Thank you.

## Dates for Your Diary

Date	Details
Monday 16/2/26 to Sunday 27/4/26	<ul style="list-style-type: none"> <li>The Re-enrolment facility for seats for Sept. 26-27 is open, subject to no pending T2 fees or behaviour blocks/On Probation.</li> <li>Deadline to re-enroll (online &amp; payment) is Monday 27/4/26, after which time un-booked seats would be released to the Waiting List. Seats are limited, so to avoid inconvenience &amp; upset, do please re-enroll/pay within the deadline.</li> <li>Please note that the re-enrollment fee is <b>non-refundable &amp; non-transferable in any case</b>, however is deducted against T1 fees.</li> </ul>
Monday 20/4/26	<ul style="list-style-type: none"> <li>In-person return to school for students.</li> <li>Bus transport is not available.</li> </ul>

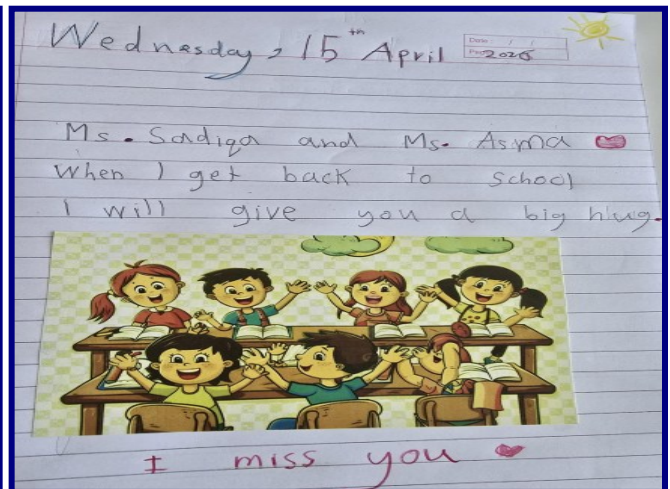

We sincerely thank the country's leadership for their commitment to safety & security for the full UAE community.



### School Fees

Huge thanks to the majority of parents who have cleared their school fees on time. School fees are our only source of income to cover our many financial responsibilities, including Teachers' salaries & bills.

While we understand families may be facing issues due to the current situation, school is also trying to navigate the same financial landscape. Teachers have been working hard to provide continuity of learning throughout online DL; this requires your timely fee payment. If your fees are still pending, do please clear urgently. We are owed several AED millions of unpaid tuition fees, which is interfering with operational stability. Thank you.



*Our Vision; 'Excellence Through Teamwork; Success For All'*

# مدرسة جيمس ويستمينستر الشارقة



النشرة الإخبارية رقم 29  
16 أبريل 2026



رسالة من المديرة / الرئيس التنفيذي  
السيدة فاليري تومسون

أولياء أمور مدرسة جيمس ويستمينستر  
الشارقة الأعزاء،

## العودة إلى التعلم وجهاً لوجه

يسعدنا جداً أن نعلن أنه وفقاً لتعليمات  
السلطة، ستفتح المدرسة أبوابها  
للتعليم الحضوري ابتداءً من يوم  
الاثنين 20/4/26. ومع ذلك، يرجى  
ملاحظة أن السلطات قد علقت خدمة

النقل بالحافلات في الوقت الحالي. يجب توصيل الأطفال إلى  
المدرسة بحلول الساعة 7:15 صباحاً واصطحابهم في الساعة  
12:15 ظهراً / 2:05 مساءً. بالنسبة للآباء الذين لا يستطيعون  
توفير وسيلة نقل خاصة بهم، ستظل دروس رخصة القيادة عبر  
الإنترنت متاحة.

سترسل استبياناً هاماً لأولياء الأمور حول عودة الطلاب إلى  
المدرسة في نهاية هذا الأسبوع، يرجى تقديم الطلب قبل الساعة  
الثامنة مساءً من يوم السبت. شكراً لكم.


## المواعيد

التفاصيل	التاريخ
<ul style="list-style-type: none"> <li>تم فتح باب إعادة التسجيل للمقاعد للفترة من 26 إلى 27 سبتمبر، بشرط عدم وجود رسوم T2 مطقة أو مخالفات سلوكية / تحت المراقبة.</li> <li>لا يمكننا الاحتفاظ بالمقاعد غير المحجوزة/غير المدفوعة بعد 5/4/26، والتي سيتم منحها بعد ذلك إلى قائمة الانتظار. المقاعد محدودة، لذا لتجنب أي إزعاج أو استياء، يرجى إعادة التسجيل/الدفع قبل الموعد النهائي. شكراً لكم.</li> <li>يرجى ملاحظة أن رسوم إعادة التسجيل غير قابلة للاسترداد و غير قابلة للتحويل في أي حال من الأحوال، ومع ذلك يتم خصمها من رسوم T1.</li> </ul>	<p>من يوم الاثنين 16/2/26 إلى يوم الأحد 27/4/26</p>
<ul style="list-style-type: none"> <li>العودة الحضورية للطلاب إلى المدارس.</li> <li>لا تتوفر خدمة النقل بالحافلات.</li> </ul>	<p>الاثنين 20/4/26</p>



نتقدم بخالص الشكر لقيادة الدولة على التزامها بالسلامة والأمن لجميع أفراد مجتمع الإمارات العربية المتحدة.

الرسوم الدراسية  
شكراً جزيلاً لغالبية أولياء الأمور الذين سددوا رسوم مدارس أبنائهم في الوقت المحدد. تُعد الرسوم الدراسية مصدر دخلنا الوحيد لتغطية التزاماتنا المالية العديدة، بما في ذلك رواتب المعلمين والفواتير. بينما نتفهم أن العائلات قد تواجه مشاكل بسبب الوضع الحالي، فإن المدرسة تحاول أيضاً التعامل مع نفس الوضع المالي. يبذل المعلمون جهوداً حثيثة لضمان استمرارية التعلم عبر الإنترنت، وهذا يتطلب منكم سداد الرسوم في الوقت المحدد. إذا كانت رسومكم لا تزال مطقة، فيرجى تسديدها في أسرع وقت ممكن. لدينا مستحقات مالية غير مدفوعة بملايين الدراهم، مما يؤثر على استقرار عملياتنا. شكراً لكم.




رؤيتنا؛ "التميز من خلال العمل الجماعي؛ النجاح للجميع"

# Contents

## Parent Handbook Access QR

☞ The most important gifts you can give your child are a **quality education** and the **values** that will guide them through life ☞

Sunny Varkey



Find our updated **Parent Handbook** through this **QR** code. Check-out school policies & procedures to be familiar & comfortable with our system.



<b>Newsletter Contents</b>	
<b>Page</b>	<b>Includes:</b>
1, 2	<b>Dates for Your Diary</b> <ul style="list-style-type: none"> <li>• Message from the Principal; Date for Your Diary, general notices</li> </ul>
3	<b>Contents</b> <ul style="list-style-type: none"> <li>• Contents Table</li> <li>• QR Code to Access our online Parent Handbook</li> </ul>
4 5 6 7 8 9	<b>Whole School News</b> <ul style="list-style-type: none"> <li>• Threads Stores Update</li> <li>• WSS Facilities Upgrade—Basketball Court</li> <li>• This Week’s Leadership GEMStone (Labradorite; Leading with Vision)</li> <li>• Environmental &amp; Sustainability Juniors Superstar Champions</li> <li>• Learning Continues—General Pictures</li> <li>• Storyboard Top Tips, 1) Confidence During Online Learning, 2) Fostering Emotional Wellness</li> </ul>
10-11 12 11, 13-16 17-20 20-26	<b>Junior Section News</b> <ul style="list-style-type: none"> <li>• Junior Section Superstar Champions (Karate Superstars &amp; BAG Point Success)</li> <li>• FS1 Online Learning Activities</li> <li>• FS2 Online Learning Activities</li> <li>• T1 Online Learning Activities</li> <li>• Y2 Online Learning Activities</li> </ul>
27-28 29 30-34 35-37 38-43	<b>Primary Section News</b> <ul style="list-style-type: none"> <li>• Primary Section Superstar Champions</li> <li>• Reinforcing Islamic Values with Mr. Kashif</li> <li>• Y3 Online Wellbeing &amp; Learning</li> <li>• Y4 Online Learning Activities</li> <li>• Y5 Online Learning Activities</li> </ul>
44-49 50 51 52-58 59 60	<b>Secondary Section News</b> <ul style="list-style-type: none"> <li>• Secondary Section Superstar Champions—KS4 &amp; KS3 BAG Champions, KS3 Form Tutor Champion</li> <li>• Parent Voice—PTM</li> <li>• KS3 PTM Report</li> <li>• KS3 Wellbeing Assembly &amp; Creativity</li> <li>• KS5 Mock Exam Resilience</li> <li>• Amazing Y10 Art</li> </ul>

# Whole School News; Threads Uniform Newsletter!

## Exciting Store Updates:

### New Location, New Concept & Back-to-School Savings

Dear Parents,

We're excited to share some important updates that will make your back-to-school shopping easier than ever.

#### A New Chapter for Threads

Our Threads stores are evolving! While continuing to offer your trusted school uniforms, our newly relocated store is now a one-stop shop for all your back-to-school needs, bringing everything together under one roof for your convenience.



#### Sharjah Store Relocation

Our Sharjah store is moving from Ramez Mall to a brand-new space at

Sharjah Central Mall,  
Level 1, Shop D-01  
**Opening: 10th April**

The Ramez Mall store will close on the same day the new store opens.



#### New BurJuman Location

Threads has moved to a new unit on Level 2 in Burjuman Mall - just a few steps from our previous location on the same floor.



#### Introducing

**Scribble Street**

We're also delighted to announce the opening of Scribble Street, located right next to Threads in BurJuman Mall.

Scribble Street offers a wide range of stationery, school supplies, and creative essentials—perfect for preparing your children for the new school term.



To celebrate, enjoy up to **30% off** selected lines at the new Threads stores in BurJuman and Sharjah for a limited time only.

We look forward to welcoming you to our new and improved stores and helping you get ready for the upcoming school year with ease.



Shoes



Bags



Stationery



Labels



Swimwear



Food Container



Drinkware



Uniforms

## *Whole School News; WSS Facilities Upgrade!*



**WSS Basketball Upgrade Completed**

# Whole School News; This Week's Leadership GEMStone!

APRIL – WEEK 16

## LEADING WITH VISION



LABRADORITE

Promotes goal-setting and planning for future success.

“ Listening to different voices helps you discover new ideas. ”

**MESSAGE:** When you listen to people with different ideas and experiences you learn new ways to solve problems and work together. This helps everyone feel important and included.

**REFLECT:** How can I make sure I listen to and value everyone's ideas? How can I create an environment where others feel safe to share their thoughts?

## Gemstone Topic: Focus

**This week, we move forward with: Focus – Clarity in Action**

*Working in FOH alongside completing online admission interviews strengthened my ability to stay composed and clear-minded in fast-moving situations. Juggling multiple demands at once—work responsibilities and supporting my child with his online needs—helped me develop a natural ability to “spin hats” without losing focus. This experience has sharpened my calm under pressure, improved my prioritisation, and deepened the way I communicate with clarity and care.*



**Umaira Khalid Mahmood**

WSS FOH - Receptionist





# Environment & Sustainability Superstar Champions!



Junior's Sustainability poster

Gemstone: Labradorite

*"Clean today, sparkle tomorrow."*




Labradorite is the "stone of transformation and vision."

It shines brightly when light hits it—just like our ideas can shine when we act.




"Small actions, big change."

# Learning Continues!

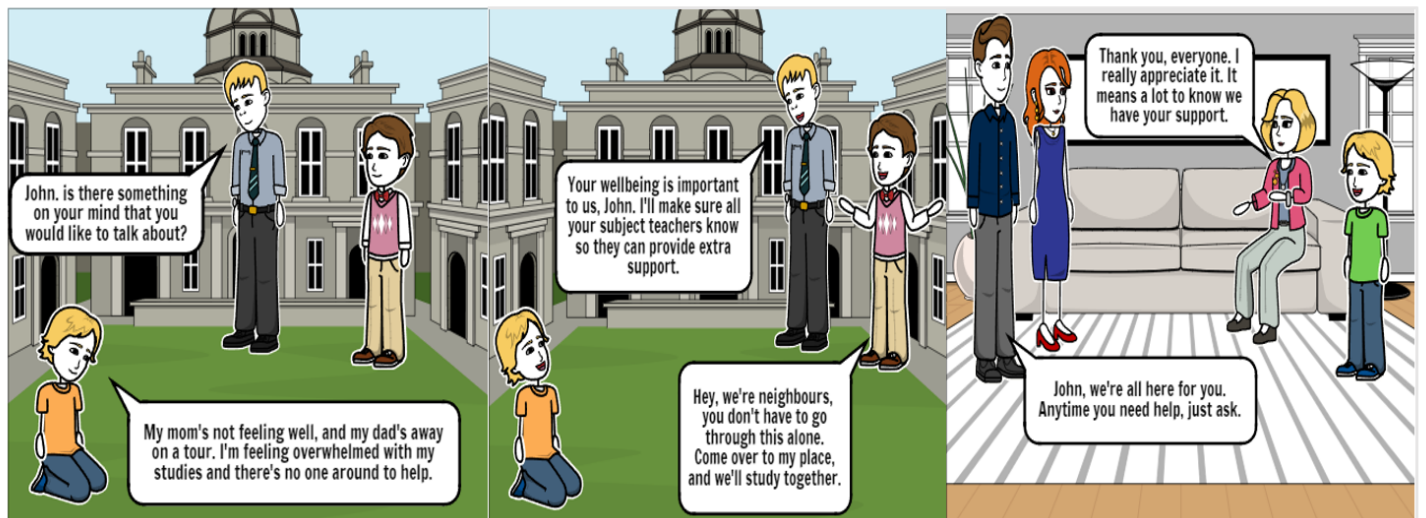


# Whole School News; Storyboard Top Tips!

## CONFIDENCE



## Fostering Emotional Wellness



## WSS Junior Section Superstar Champions!



**Congratulations to Farouk Y2 S1 and Saif Y1 H1 for achieving their brown belt in Karate. This take a lot of focus & hard work—well done!**

Dear Teachers (Ms. Nikhat),

As a parent, I truly appreciate the time and effort you put in every week.

The videos you create mean so much to us. Seeing kids smile, enjoy, and be themselves is something really special.

Thank you for going the extra mile and creating such beautiful memories for our children.

Warm regards,

Parents of Jeshwika

## WSS Junior Section Superstar Champions!

Dear Ms. Kishwar and miss mariam,

I hope you are doing well.

I would like to sincerely thank you for the special attention and encouragement you gave my son today. It truly made a difference in his confidence and how he felt about himself.

He was very happy and proud after the class, and I could clearly see how your support helped boost his self-esteem and made him more comfortable participating. This means a lot to me as a parent.

I really appreciate your kindness, patience, and dedication. Thank you for making such a positive impact on him.

I would like to express my appreciation for the much-anticipated "Break the Routine" session. It has truly become something my children look forward to, and they have even started calling it by the same name I use at home.

I also personally enjoy this session, as it brings a positive and refreshing change to their school day.

Thank you very much for your continuous efforts and dedication.

Warm regards,

## Junior Section News; FS2H1 Online Learning Activities!



# Junior Section News; FS1H1 Online Learning Activities!

**FS1 H1**

**Ms. Sidra and Ms. Soumya**

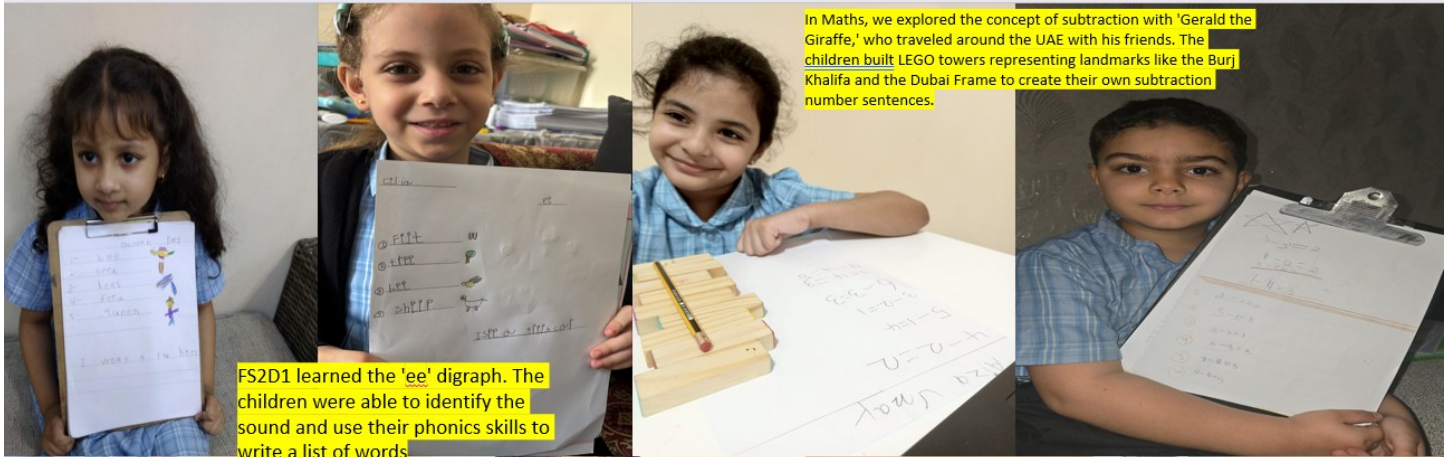


**FS1 H1**

**Ms. Sidra and Ms. Soumya**




# Junior Section News; FS2D1 Online Learning Activities!



In Maths, we explored the concept of subtraction with 'Gerald the Giraffe,' who traveled around the UAE with his friends. The children built LEGO towers representing landmarks like the Burj Khalifa and the Dubai Frame to create their own subtraction number sentences.

FS2D1 learned the 'ee' digraph. The children were able to identify the sound and use their phonics skills to write a list of words.



With Ms. Nikhat and Ms. Afroz



During our UW session, we conducted a new experiment. FS2D1 discovered that when salt is added to water, it doesn't disappear—it dissolves! They tested various items like rice, coffee, Tang, and pebbles to see which would dissolve, recording their findings on an observation sheet.


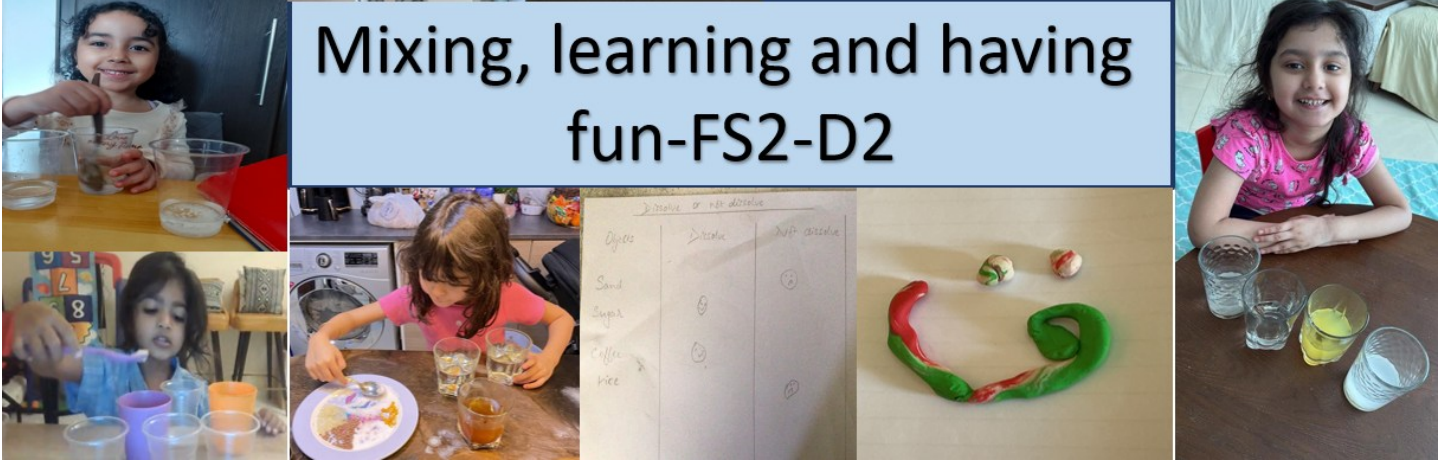


With Ms. Nikhat and Ms. Afroz

# Junior Section News; FS2D2 Online Learning Activities!



## Mixing, learning and having fun-FS2-D2



## Tiny Baker, Big Sweetness FS2-D2



# Junior Section News; FS2S1 Online Learning Activities!




*Junior Section News; FS2S1 Online Learning Activities!*



# Junior Section News; Y1D Online Learning Activities!

## Y1 D1 with Ms. Beena and Ms. Rahna



## Y1 D2 with Ms. Aneeza and Ms. Gurpreet



# Junior Section News; Y1H Online Learning Activities!

## Y1 H1 with Ms. Mariam and Ms. Nadiya



## Y1 H2 with Ms. Kishwar and Ms. Maryam



# Junior Section News; Y1S Online Learning Activities!

## Y1 S1 with Ms. Rajina and Ms. Mani



## Y1 S2 with Ms. Sadiqa and Ms. Asma



## Junior Section News; Y1F Online Learning Activities!

Y1F with Ms. Fauzia and Ms. Foumy

**We never stop learning**




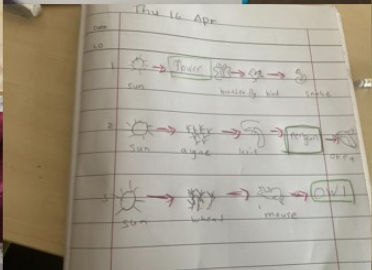


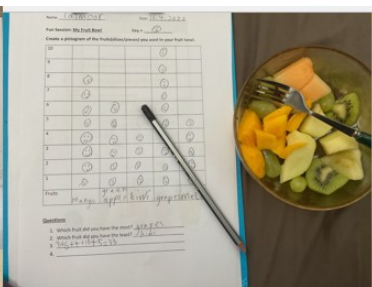
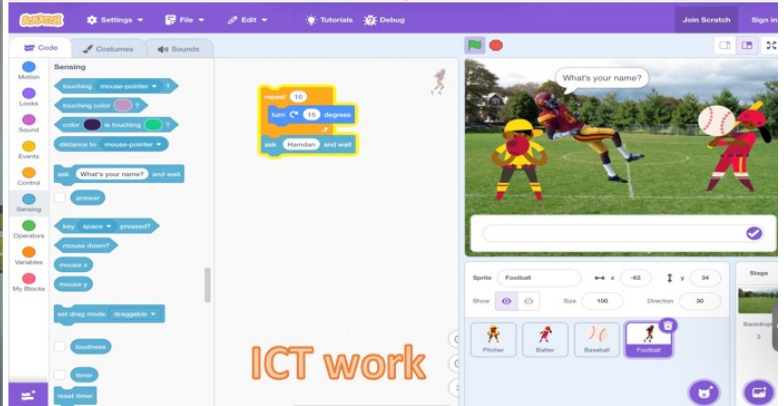




## Junior Section News; Y2D2 Online Learning Activities!

Online Learning Activities with MS Millicent and MS Tahira in Y2D2.



# Junior Section News; Y2D1 Online Learning Activities!



Student's work

# Junior Section News; Y2F Online Learning Activities!

## Y2F Online Learning with Ms. Mangala & Ms. Fiza

**You Do**

Challenge 1	Challenge 2	Challenge 3																														
<b>Challenge 1</b> Hands on resources	<b>Challenge 2</b> Key: Each shape = 2	<b>Challenge 3</b> Key: Each shape = 2																														
<p>The pictogram shows the number of resources used in an activity.</p> <table border="1"><thead><tr><th>Activity</th><th>Number of resources</th></tr></thead><tbody><tr><td>Reading</td><td>5</td></tr><tr><td>Writing</td><td>3</td></tr><tr><td>Listening</td><td>4</td></tr><tr><td>Speaking</td><td>2</td></tr></tbody></table> <p>Complete the pictogram.</p> <p>• Make a key • Interpret and write a question</p>	Activity	Number of resources	Reading	5	Writing	3	Listening	4	Speaking	2	<p>Here is a pictogram showing the number of goals scored in football matches.</p> <table border="1"><thead><tr><th>Team</th><th>Goals scored</th></tr></thead><tbody><tr><td>Team A</td><td>6</td></tr><tr><td>Team B</td><td>4</td></tr><tr><td>Team C</td><td>8</td></tr><tr><td>Team D</td><td>5</td></tr></tbody></table> <p>Complete the pictogram to show that Team scored 10 goals.</p>	Team	Goals scored	Team A	6	Team B	4	Team C	8	Team D	5	<p>Tom got out 10 shapes from a bag and used the data to make a pictogram.</p> <table border="1"><thead><tr><th>Shape</th><th>Number of shapes</th></tr></thead><tbody><tr><td>Circle</td><td>4</td></tr><tr><td>Triangle</td><td>3</td></tr><tr><td>Square</td><td>2</td></tr><tr><td>Rectangle</td><td>1</td></tr></tbody></table> <p>Complete the pictogram.</p> <p>• Use the same number of shapes and exchanges.</p> <p>Do you agree with Tom?</p>	Shape	Number of shapes	Circle	4	Triangle	3	Square	2	Rectangle	1
Activity	Number of resources																															
Reading	5																															
Writing	3																															
Listening	4																															
Speaking	2																															
Team	Goals scored																															
Team A	6																															
Team B	4																															
Team C	8																															
Team D	5																															
Shape	Number of shapes																															
Circle	4																															
Triangle	3																															
Square	2																															
Rectangle	1																															

**Learning about pictogram in our maths lesson.**

**Wellbeing video (Leading with vision)**

**Fun Activity**

# Junior Section News; Y2H1 Online Learning Activities!



Making Fruit Salad -  
Math Data Handling



Science Lesson - Food Chain.



It's Reading Time.



Y2H1 with  
Ms Sarah & Ms Ashika.



Islamic Lesson.

# Junior Section News; Y2H2 Online Learning Activities!

## JUNIOR SECTION Y2H2 Ms. Jinitra and Ms. Jameela

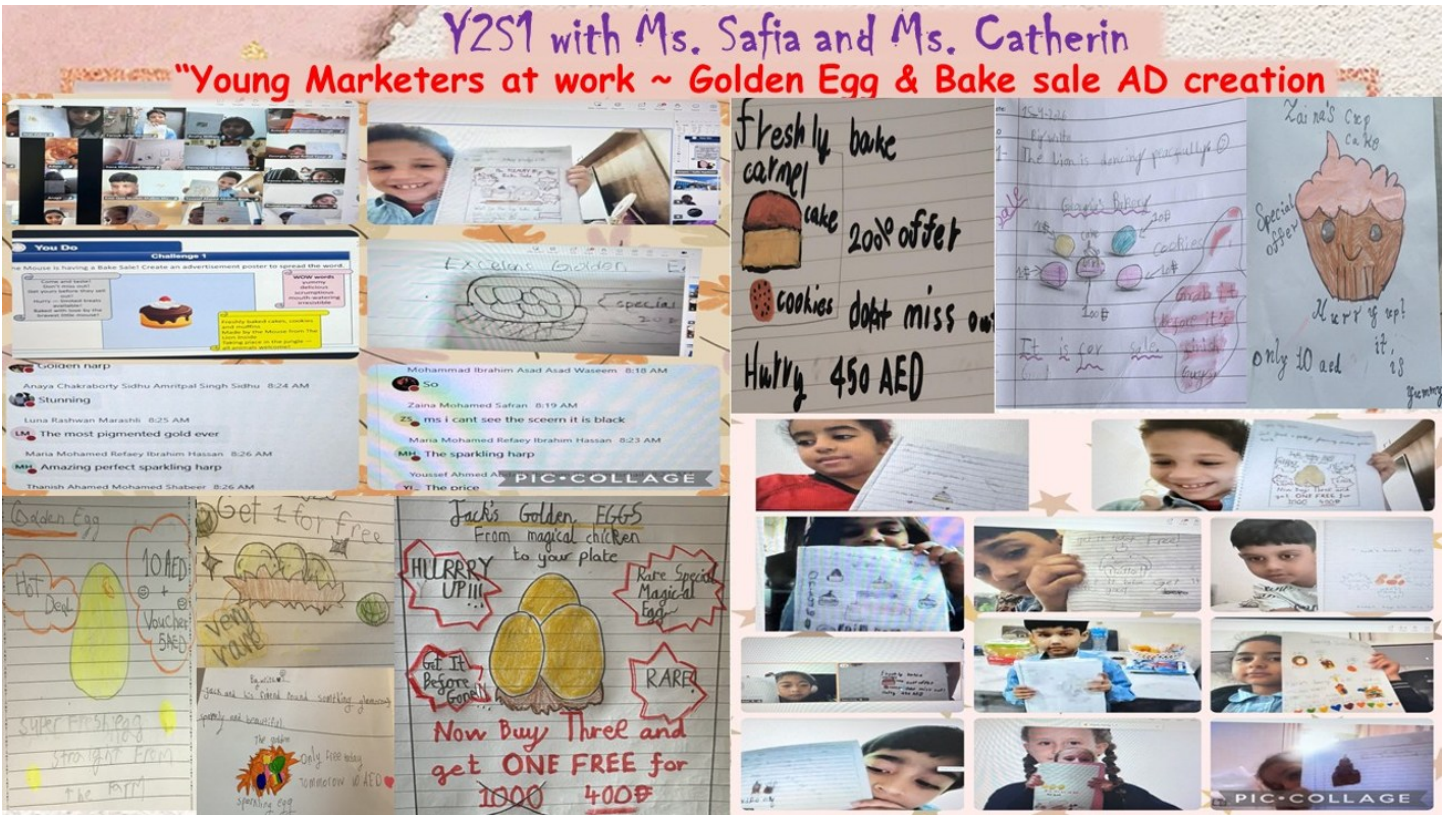


Keep shining, little champs



So much talent in one place

# Junior Section News; Y2S1, Healthy Lifestyle Activity!



*Junior Section News; Y2S2, Healthy Lifestyle Activity!*


**Y2S2-Fun session with Ms. Sabiha and Ms. Benil**



Having fun by preparing Fruit Salad



**Y2S2-Fun session with Ms. Sabiha and Ms. Benil**



Preparing fruit Salad is fun !



## WSS Primary Section Superstar Champions!



Ivana from Year 5 H1 has achieved the highest number of behaviour points in the class—an excellent accomplishment that reflects her positive attitude and responsible behaviour. Congratulations to her on this wonderful achievement!



## WSS Primary Section Superstar Champions!



Ivana from Year 5 H1 has achieved the highest number of behaviour points in the class—an excellent accomplishment that reflects her positive attitude and responsible behaviour. Congratulations to her on this wonderful achievement!



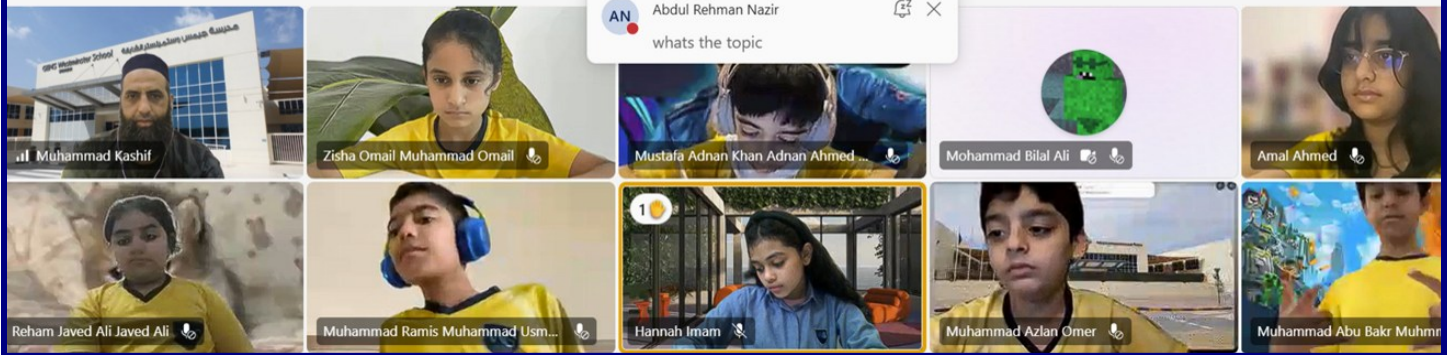
We are super proud of our star, Jeremiah, for securing 200+ behaviour points as part of the 'Be a GEM' programme. Well done, Jeremiah, on achieving the BAG certificate! 🌟



**Y6 Be A GEM Champions.**

# Reinforcing Islamic Values with Mr. Kashif!

Y4 Islamic students are attending the lesson in their school uniforms.



(Y6 BF, BH Islamic) LO: By the end of this lesson, you will be able to analyze the importance of the Khutbah and the proper manners during Friday Prayer in their daily practice.

**Arqam Kashif** 7 days ago  
What is the purpose of Friday prayer, and what are its manners?

**Muhammad Zohan Nawa...** 28 minutes ago  
**Zohan**  
Friday prayer unites muslims together which helps build bonds, trust and even friends. Before Friday prayer, everyone (man) has to perform ghusl, put perfume and go early. In Friday prayer, everyone must stop talking, playing and pushing so that they can listen to the imam and say Ameen after the imam's prayers.

**Mural Dreamer** 29 minutes ago  
**KABEER KHAN**  
The purpose of Friday prayer, also known as Jumu'ah, is to provide Muslims with a special opportunity to gather in prayer, reflect on their faith, and seek forgiveness. It is a time to stop work, leave trade, and focus on the remembrance of Allah. The prayer consists of two rak'as after the sermon (Khutbah) and is obligatory for Muslim men.

**Shayan Mustafa Ghulam ...** 27 minutes ago  
**Shayan**  
The purpose of the Friday prayer is to remember Allah and work ship him  
Manners:  
Full ghusl  
Miswak  
New clothes  
Put perfume

**GOAT** 26 minutes ago  
**Mahmood zeydan y6 bh**  
Friday prayer is one of the most special days not only for prayer but also for building new bonds and relationships

**DAWOOD HAROON** 25 minutes ago  
**DAWOOD HAROON**  
Friday prayer known as Salat al-Jumu'ah, is a compulsory weekly congregational prayer for Muslims, held on Friday at midday instead of the usual Zuhr prayer.

**Ballad Keeper** 24 minutes ago  
**Muhammed Ali Task A**  
The Friday prayer performed in the desert is valid.

**Arqam Kashif** 25 minutes ago  
Good

**Muhammad Zohan Nawaz Khan** 27 minutes ago

**Arqam Kashif** 25 minutes ago  
Nice. Your answer is comprehensive

**Adorable Kiwi** 24 minutes ago  
**Muhammad Saim**  
Friday prayer is not only a prayer it create realtion ship. And small kids can also make friends

How does attending Friday prayer every week shape a Muslim's character, decisions, and daily life, and what would be missing if it did not exist?

**Ayesha Randhawa**  
Attending Friday prayer strenghtens the bond between muslims, and if it was missing, then muslims might get less reward and go to masjid less frequently

**Sarah**  
People might not get a lot of rewards  
People will not get united

**Zeeana**  
Attending Friday prayer helps strengthen the bond between Muslims and if it was missin then Muslims might get less rewards.

**Hafsa**  
It strengthens faith gives lots of rewards which make Allah happy

**Hoorab**  
It can strengthen their faith and bond and they will get alot of rewards and if it was missing the will get less rewards

**Aaira Waqas**  
Attending Friday prayer gives you lots of Rewards

**Alina Fahad**  
It helps teach discipline and it Strengthens our faith and it givesunites Muslims and brings Lots of blessing and rewards And reminds people to do good Things and avoid bad things

**Areebah habib**  
Attending Friday prayer Strengthens their bond and brother hood, if they Didn't attend it then they Won't be able to be brought Together.

**Harramnoor**  
Offering friday prayer can strenghs our bondwith Allah and it gives us a lot of blessing and rewards

**Zoya**  
And can strengthen our Bond with Allah and will strengthen our faith in allah

## Primary Section News



***I wake up at 6 o'clock in the morning.***  
أنا أستيقظ في الساعة السادسة صباحًا.



***I wash my teeth, face and hands with water.***

أنا أغسل أسناني ووجهي ويدي بالماء.



أنا أتناول خبز وحليب في الفطور في الساعة السابعة صباحًا.

***I eat bread and drink milk for breakfast at seven o'clock in the morning.***



**Thank you Talha (Y5S1) for sharing your lively & fun video talking in Arabic about your daily routine for healthy habits for Arabic Reg.**

Talha enjoys practicing Arabic vocabulary in his daily life. His mother appreciated Ms. Eman his Teacher for ensuring that the online learning experience was very smooth and enjoyable throughout online classes.

***Then I do useful exercises with my brother at home.***



أنا أرتدي الزي المدرسي.

***I wear the school uniform.***




# Primary Section News; Y3 Online Wellbeing & Learning!

Y3D1 - Students enjoying cat origami making—developing coordination, concentration, and a love for hands-on learning! 🐱💡🌟

Students exploring light and shadow through playful activities—sparking curiosity, creativity, and scientific thinking in an engaging way!

Esa Khan celebrated for achieving 300 behaviour points—showcasing consistency, responsibility, and positive choices in the classroom! 🌟👏

Sanuthi 🐱🐱



Ayesha Farhan




Khadija y3s1

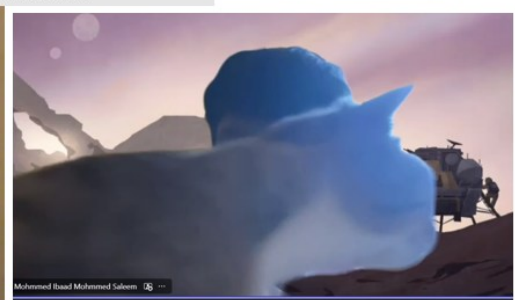
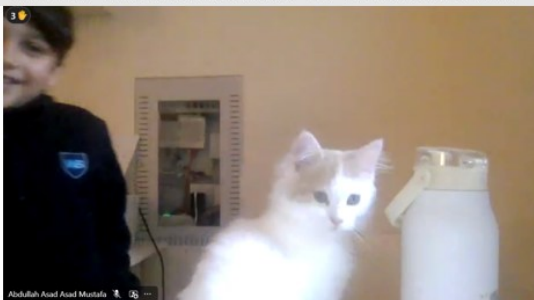


Y3S1 created origami using paper. While making a cat, some students were excited to talk about their own pets. It was a lovely way to connect with them. ~Ms. Kavita

ameer Aldbeisi




**wets  
cats**



# Primary Section News; Y3F Online Wellbeing & Learning!

Y3F1 Students creating cat paper origami through a fun, hands-on activity—blending creativity, fine motor skills, and imaginative learning in an engaging way! 🐱 ✨ 🎨



Y3F2 - Students creating origami cat faces during their STEAM lesson! 🐱 📄 ✨



# Primary Section News; Y3H Online Wellbeing & Learning!

Y3 H1 - Students bringing paper to life with cat origami—combining creativity, patience, and hands-on exploration in an exciting way! 🐱🎨🌟

Ali Imran Rao

Youser Hamdi Ahmed ...  
8 minutes from now

elly hosam

Karma Mohamed

Sila Mohamed

Through this week's video on *Vision and Focus*, students explored how to prioritise what matters, stay attentive, and learn with clear purpose! 🎯🌟

our learning becomes scattered and our progress slows down.

LEADERSHIP GEMSTONES

Y3 H2 - Students designing cat origami models—developing coordination, concentration, and artistic expression through interactive learning! 🐱🎨🌟

Yousang Ahn

Muhammad Ahmad Fahmy Hassan Taha

Abdul Sattar Abdul Sattar Murad

Aza Ahmed Ghufan Ahmed

med Ali Essa Hussein

Malyelin Batig Ahmed Ehabid

Y3 H2 - Students watching and exploring a shadow-making activity—discovering how light creates shadows while building curiosity and observation skills! 🌟👀

Muhammad Numan

Ahmed Mahmoud Mohamed Abdalla Elmagari

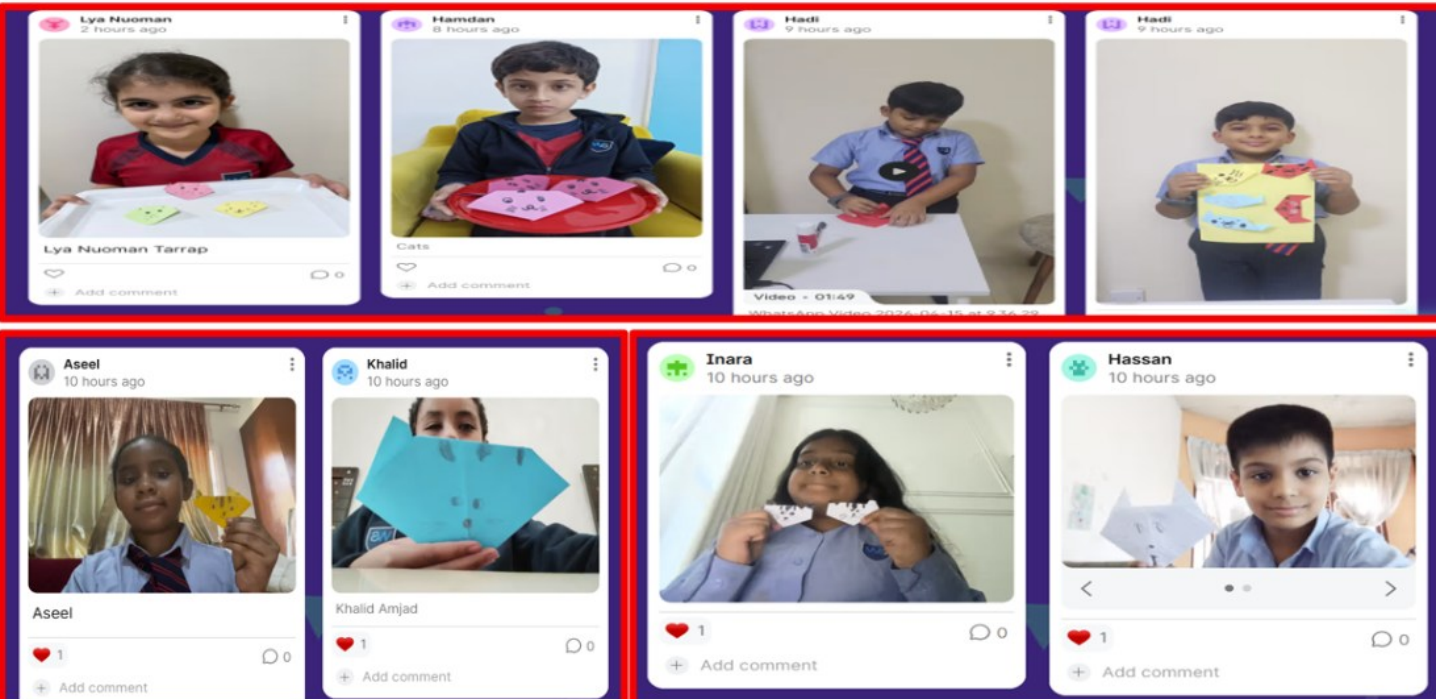
Adel Abdelati Elgohari

# Primary Section News; Y3S2 Online Wellbeing & Learning!

Y3S2- Students bringing paper to life with cat origami—combining creativity, patience, and hands-on exploration in an exciting way! 🐱🎨🌟




Y3S2-Students crafting adorable cat origami—enhancing fine motor skills and imagination while enjoying meaningful, creative learning! 🐱✂️🌟



# Primary Section News; Y4 Online Wellbeing & Learning!

4D1 had a wonderful and fun-filled week! We enjoyed creating postcards, freeze dancing and also explored many new concepts. It was great to see everyone actively participating and learning with enthusiasm.



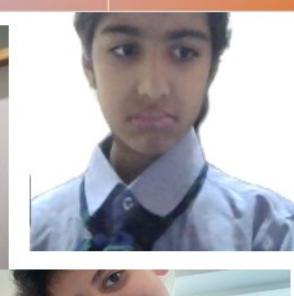
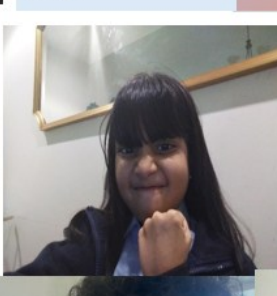


Y4F2 students created flower-shaped posters for the Leadership Gems activity, sharing reflections on goal setting and future success through bright, creative designs.

# Primary Section News; Y4H Online Wellbeing & Learning!

Year 4H1 students enjoyed designing their own postcards during our wellbeing session—expressing thoughts, feelings, and positivity in a fun and meaningful way



Y4H2 Wellbeing activity- To express emotions through body movements and facial expressions in a fun and playful way.



**FAMILY FIRST** **WS** **GEMS Westminster School** **GEMS EDUCATION**

Exploring Feelings Through Movement and Art

Feelings Freeze Dance & Postcard Making

**GEMS TOGETHER:** CREATING JOY DURING DISTANCE LEARNING

Y4H2 students shared their daily work through different online platforms.

**Maths WK 3 LP1 - Measurement related problems (Y4H2)**

Points: 4/4

1. Name \*  
Aser abdalmawgoud

**Project: "I can stand up"**

This component is a buzzer. I decided to use this component because his goal was to build a toy car with sound with wires a buzzer a the items for the car converts electrical energy into sound energy allowing the car to produce a sound eg horn, engine sound and the starting sound and he can also use a battery and a switch to make it more like a toy car.

I can stand up  
I can stand up to a bully

- I will tell to a trusted adult
- I will stay away to stay safe.
- I will tell to my teacher.
- I will stand up to a bully

# Primary Section News; Y4 Online Wellbeing & Learning!

## Y4S1: Wellbeing: Dance like a star... freeze where you are!




### Y4S2- Exploring electrical components and students enthusiastically demonstrating their functions in a simple series circuit

Y4S2- Students enjoying well being activity and creating postcards for friends!


Electrical circuit- umaima.mov

# Primary Section News; Y5D Online Learning Activities!



## STEAM Lesson

The students in Y5D1 enjoyed the hands-on STEAM lesson on paper origami fish. They demonstrated great enthusiasm, followed instructions well, and were proud of their creative outcomes.



Year 5 D2 students had an enjoyable STEAM lesson, actively engaging in a craft activity where they created fish using paper. This activity helped develop their fine motor skills while encouraging creativity and hands-on learning.

# Primary Section News; Y5F Online Learning Activities!


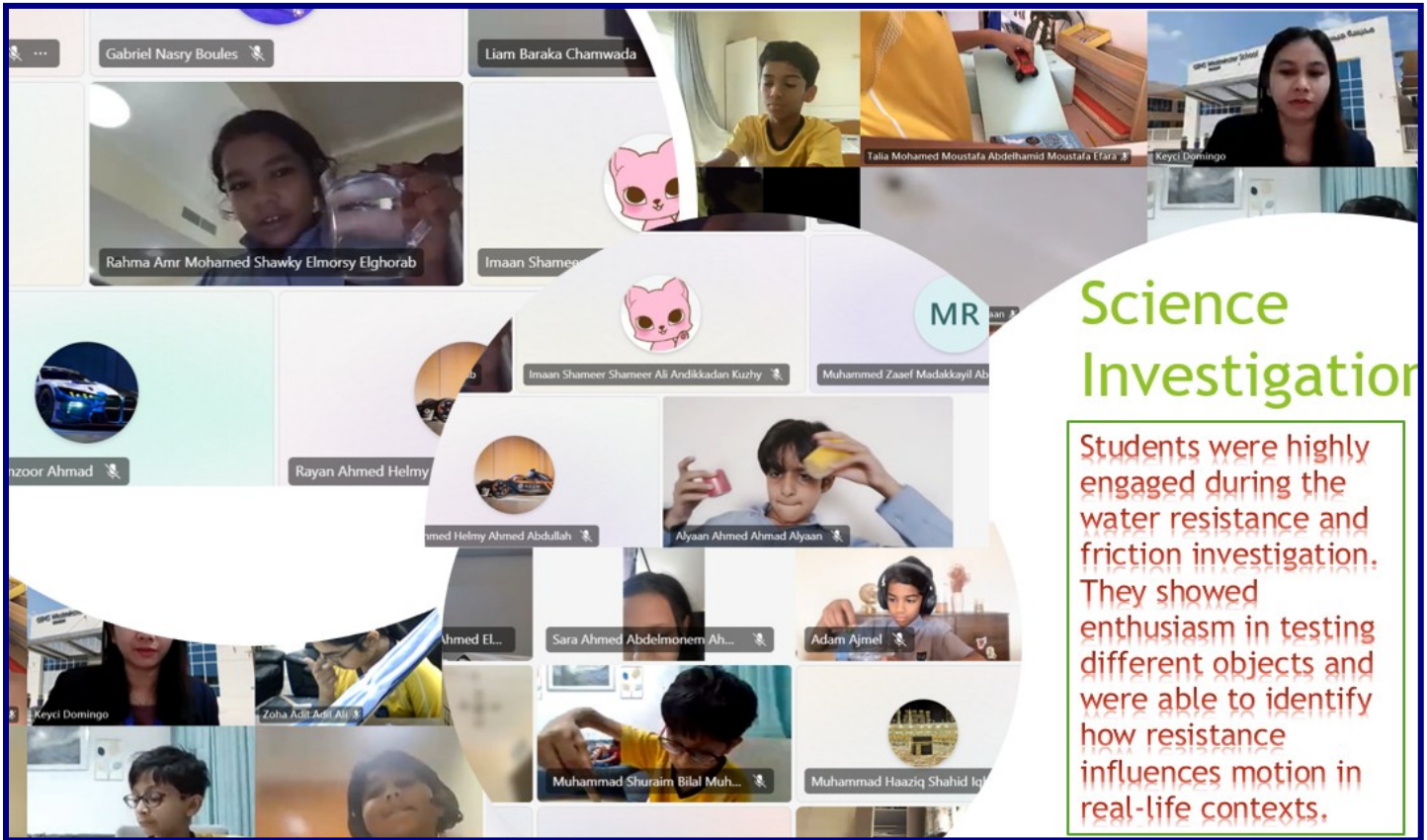
## STEAM Lesson

Year 5 F1 Students thoroughly enjoyed the STEAM activity of making an origami fish. They were actively involved, showed creativity, and proudly shared their finished models with the class.

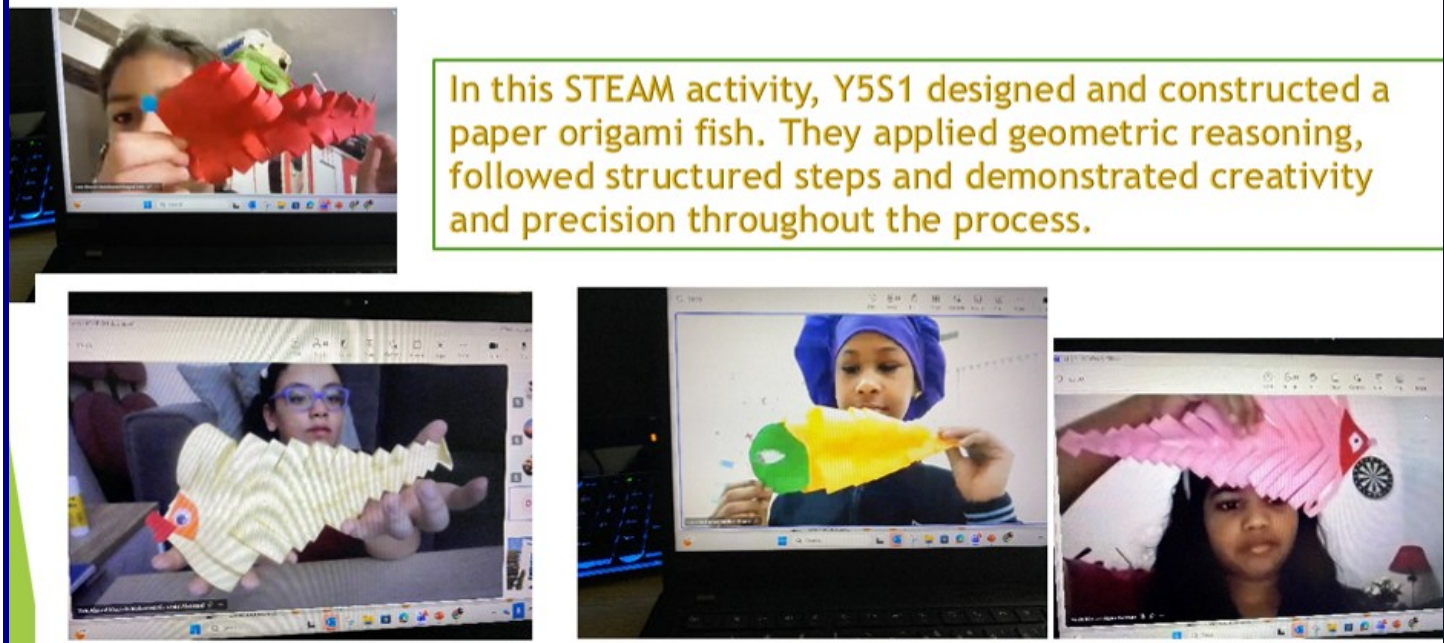
## STEAM Lesson

Y5F2 Students enjoyed the STEAM origami fish activity. They engaged well, applied their skills, and successfully completed their paper fish designs with excitement.

# Primary Section News; Y5 Online Learning Activities!



In this STEAM activity, Y5S1 designed and constructed a paper origami fish. They applied geometric reasoning, followed structured steps and demonstrated creativity and precision throughout the process.



# Primary Section News; Y5S2 Online Learning Activities!

Y5S2 Students conducted a hands-on science investigation to explore **friction** — the force that resists motion. They tested how a toy car moved across different surfaces and recorded their observations.




Foil Surface



Comparing surfaces



Smooth Tray




Ramp Test

## 🎥 Origami Fish — Y5 S2 Students Showcase




*"Every fold tells a story of effort and creativity!"* 🌟

# Primary Section News; Y6 Online Learning Activities!



*Y6 BF students made origami sailboats to explore design, balance, and floating, while building creativity and problem-solving skills.*



*Y6 BD students Learning activities Newspaper Report*



*Y6 GH and Y6GD students made origami sailboats to explore design, balance, and floating, while building creativity and problem-solving skills.*

# Primary Section News; Y6 Online Learning Activities!



**Y6 GS & GD girls creating origami sailboats in a hands-on activity STEAM lesson.**



# KS4 GEM STUDENTS MARCH



**EMMY DAVID**



**FATIHA QASIM**



**RANIA MAUCHE**



**WAAD AMJAD**



**KATE JOANNE**

# KS4 GEM STUDENTS MARCH



**HANIA HAROON**



**KUPAKWASHE MUWANI**



**SANJITA JAGALUR**



**ASMA BAHADAR**



**DANIYAH REHMAN**

# WSS Secondary Section KS3 BAG Superstar Champions!

## SHINING BRIGHT: WEEKLY BE A GEM REWARD TOPPERS- Y9BOYS

We proudly celebrate our Be a Gem Certificate winners for their effort, positivity, and commitment.   
 Your hard work shines bright —well done and congratulations to our shining stars!

08 Apr 2026

**YOU HAVE ACHIEVED**

**450**

REWARD POINTS

**Adnan Ziad Younes Shatat**

Year 9/Grade8 / 8D

08 Apr 2026

**YOU HAVE ACHIEVED**

**250**

REWARD POINTS

**Muhammad Tahir Khan Muhammad**

Year 9/Grade8 / 8F

**YOU HAVE ACHIEVED**

**200**

REWARD POINTS

**Ahmed Butt Ihtizaz Latif Butt**

Year 9/Grade8 / 8H

**YOU HAVE ACHIEVED**

**200**

REWARD POINTS

**Muhammad Azaan Naveed Iqbal**

Year 9/Grade8 / 8S

**YOU HAVE ACHIEVED**

**200**

REWARD POINTS

**Shayan Haroon Moeen**

Year 9/Grade8 / 8S

## WEEKLY BE A GEM REWARD TOPPERS –Y9 GIRLS

08 Apr 2026

**YOU HAVE ACHIEVED**

**300**

REWARD POINTS

**Eva Sujith Sujith Panthalooqa**

Year 9/Grade8 / 8D

08 Apr 2026

**YOU HAVE ACHIEVED**

**250**

REWARD POINTS

**Aleena Batool**

08 Apr 2026

**YOU HAVE ACHIEVED**

**250**

REWARD POINTS

**Zumairah Aliakbar Awakhawala**

Year 9/Grade8 / 8F

**YOU HAVE ACHIEVED**

**350**

REWARD POINTS

**Ajma Imran Khawaja Muhammad Imran**

Year 9/Grade8 / 8S

# WSS Secondary Section KS3 BAG Superstar Champions!

## WEEKLY BE A GEM REWARD TOPPERS- Y8BOYS

 <p>MUSTAFA SABEEL AHMED KHAS SABEEL AHMED KHAS</p> <p>YOU HAVE ACHIEVED</p> <p><b>250</b></p> <p>REWARD POINTS</p> 	 <p>G E M S</p>	 <p>GAZI ADNAN ALI SIDDIQUI</p> <p>YOU HAVE ACHIEVED</p> <p><b>250</b></p> <p>REWARD POINTS</p> 	 <p>G E M S</p>	 <p>OMAR BEBEAL MOHAJEB ABULFETOUB SALAHA</p> <p>YOU HAVE ACHIEVED</p> <p><b>250</b></p> <p>REWARD POINTS</p> 	 <p>G E M S</p>
 <p>JUSTIN MINA SOBHY AYAD MASSOUD</p> <p>YOU HAVE ACHIEVED</p> <p><b>250</b></p> <p>REWARD POINTS</p> 	 <p>G E M S</p>	 <p>MUHAMMAD MUEEZ</p> <p>YOU HAVE ACHIEVED</p> <p><b>350</b></p> <p>REWARD POINTS</p> 	 <p>G E M S</p>	 <p>MUHAMMAD HAMDAN JAVED ALI</p> <p>YOU HAVE ACHIEVED</p> <p><b>250</b></p> <p>REWARD POINTS</p> 	 <p>G E M S</p>

## WEEKLY BE A GEM REWARD TOPPERS -Y8GIRLS

 <p>Tara Anuvarghese Sinu Varghese Maniyatt</p> <p>YOU HAVE ACHIEVED</p> <p><b>300</b></p> <p>REWARD POINTS</p> 	 <p>G E M S</p>	 <p>Sarah Mahdyah Rahman</p> <p>YOU HAVE ACHIEVED</p> <p><b>450</b></p> <p>REWARD POINTS</p> 	 <p>G E M S</p>	 <p>Ania Farooq Muhammad Farooq Nasim</p> <p>YOU HAVE ACHIEVED</p> <p><b>300</b></p> <p>REWARD POINTS</p> 	 <p>G E M S</p>
 <p>Myha Nazki Syed Naeed Nazki</p> <p>YOU HAVE ACHIEVED</p> <p><b>400</b></p> <p>REWARD POINTS</p> 	 <p>G E M S</p>	 <p>Mariam Hussein Metwally Hussein Elkoblawy</p> <p>YOU HAVE ACHIEVED</p> <p><b>500</b></p> <p>REWARD POINTS</p> 	 <p>G E M S</p>	 <p>Maha Hasan Ahmad Ghanem</p> <p>YOU HAVE ACHIEVED</p> <p><b>350</b></p> <p>REWARD POINTS</p> 	 <p>G E M S</p>

# WSS Secondary Section KS3 BAG Superstar Champions!

## WEEKLY BE A GEM REWARD TOPPERS- Y7BOYS

09 Apr 2026

VNS CEMS Westminster School

YOU HAVE ACHIEVED

**600**

REWARD POINTS



Emad Khan Muhammad Sohail Kha Year 7/Grade6 BD

EXCELLENCE CARE TEAM LEARNING

Be a GEM

G  
E  
M  
S

CEMS

09 Apr 2026

VNS CEMS Westminster School

YOU HAVE ACHIEVED

**500**

REWARD POINTS



Abdul Hadi Imran Imran Siddiq Year 7/Grade6 BD

EXCELLENCE CARE TEAM LEARNING

Be a GEM

G  
E  
M  
S

CEMS

09 Apr 2026

VNS CEMS Westminster School

YOU HAVE ACHIEVED

**400**

REWARD POINTS



Madhav Siva Sivaprasad Vilangyilkizhakkehil 18400 YR7BF

EXCELLENCE CARE TEAM LEARNING

Be a GEM

G  
E  
M  
S

CEMS

09 Apr 2026

VNS CEMS Westminster School

YOU HAVE ACHIEVED

**350**

REWARD POINTS



Troy Coutinho 17315 YR7BH

EXCELLENCE CARE TEAM LEARNING

Be a GEM

G  
E  
M  
S

CEMS

09 Apr 2026

VNS CEMS Westminster School

YOU HAVE ACHIEVED

**250**

REWARD POINTS



Muhammad Yahya Asad 37318 YR7BS

EXCELLENCE CARE TEAM LEARNING

Be a GEM

G  
E  
M  
S

CEMS

## WEEKLY BE A GEM REWARD TOPPERS -Y7 GIRLS

08 Apr 2026

VNS CEMS Westminster School

YOU HAVE ACHIEVED

**400**

REWARD POINTS



Aazeen Shaikh Year 7/Grade6 GD

EXCELLENCE CARE TEAM LEARNING

Be a GEM

G  
E  
M  
S

CEMS

08 Apr 2026

VNS CEMS Westminster School

YOU HAVE ACHIEVED

**400**

REWARD POINTS



Aliaa Omar Year 7/Grade6 GF

EXCELLENCE CARE TEAM LEARNING

Be a GEM

G  
E  
M  
S

CEMS

08 Apr 2026

VNS CEMS Westminster School

YOU HAVE ACHIEVED

**400**

REWARD POINTS



Aabirah Naveed Year 7/Grade6 GS

EXCELLENCE CARE TEAM LEARNING

Be a GEM

G  
E  
M  
S

CEMS


08 Apr 2026

VNS CEMS Westminster School

YOU HAVE ACHIEVED

**400**

REWARD POINTS



Aida Fahad Year 7/Grade6 GH

EXCELLENCE CARE TEAM LEARNING

Be a GEM

G  
E  
M  
S

CEMS

## WSS Secondary Section KS3 Form Tutor Superstar Champions!



### Parent Appreciation Email for Ms. Roopa Sajeev (Form Tutor Y7BD)

From: ola mohamed <dala\_da3\_3@hotmail.com>  
Sent: Wednesday, April 8, 2026 10:14 PM  
To: Roopa Nair Sajeev <roopanair@s.wss@pemsedu.com>  
Subject: thank you ... teim mohsen fikry mother

You don't often get email from [dala\\_da3\\_3@hotmail.com](mailto:dala_da3_3@hotmail.com). [Learn why this is important](#)

Good evening Ms. Roopa,

I hope this email finds you well.

I am writing to express my gratitude for your wonderful teaching style and the positive environment you create during the E-learning sessions.

I was particularly moved by your recent interaction with one of the students—who is a classmate of my son—when he asked about the exam and how it would be graded. Your response was truly comforting; when you explained that grades are not just about exams but also about classroom behavior and participation, it truly put the children at ease. I wanted to thank you for your kind and motherly approach toward the students. It is clear how much you care about their well-being as much as their academic progress. Thank you for all your hard work and for being such an inspiring educator.

teim mohsen fikry mother

INSPIRING  
EDUCATOR

GOOD  
JOB!

I am writing to express my sincere appreciation for Mr. Krishna Subromony and the exceptional dedication he consistently shows towards his students. It is truly commendable how he goes above and beyond his responsibilities, even taking the initiative to teach and support students on his off days after completing his regular duties.

His commitment to ensuring that students fully understand their lessons reflects not only his passion for teaching but also his genuine care for their academic growth and well-being. He creates a positive and encouraging learning environment where students feel comfortable asking questions and motivated to perform their best.

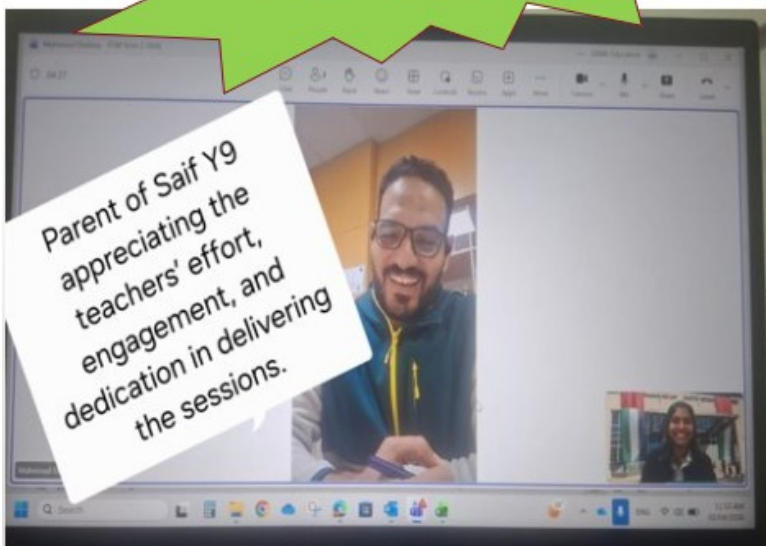
Mr. Krishna Subromony's patience, clarity in explanation, and willingness to provide extra support have made a noticeable difference in the students' confidence and performance. Such dedication is rare and deserves recognition.

We are truly grateful to have such a devoted teacher in the school, and I wanted to take a moment to acknowledge and appreciate his hard work and commitment.

Thank you for fostering an environment where teachers like him can thrive and make a meaningful impact.

Kind regards  
Shiham Munaf


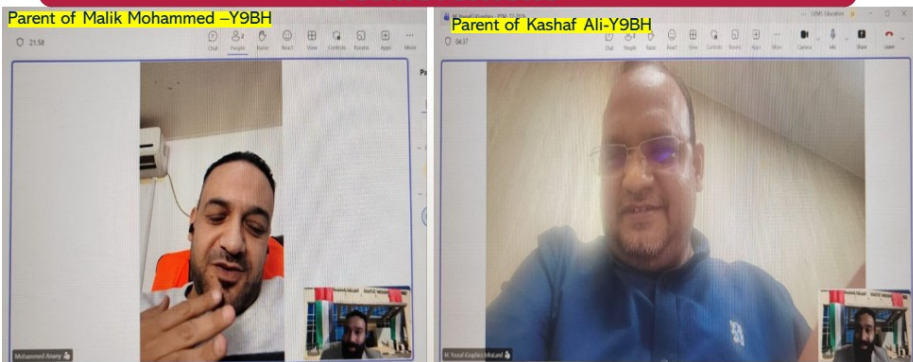
## Home-School Partnership for Student Progress



### Successful Online PTM for Term 2 Progress

The online Parent-Teacher Meeting was conducted successfully to discuss students' Term 2 progress and overall academic development. It provided a valuable opportunity for teachers and parents to connect, reflect on students' strengths, and identify areas for further improvement. Productive discussions were held regarding learning progress, targets and the next steps to support each student's growth. The meeting strengthened the home-school partnership and highlighted our shared commitment to helping every learner achieve success.

## Meaningful Conversations on Term 2 Achievement



Moments from the parent-teacher meeting, filled with thoughtful and encouraging discussions about the progress of our students.


## Secondary Section News; KS3 PTM Report!

### Secondary section news: Y8 and Y9 PTM report

The Parent-Teacher Meeting was positive and productive, reflecting strong collaboration between **Ms. Vijisha** and the parents. The students' steady progress in academics and behaviour, supported by consistent guidance and regular practice, was discussed. Students have shown noticeable improvement in their understanding, performance, and confidence. Sincere appreciation is extended to parents for their continued support at home.




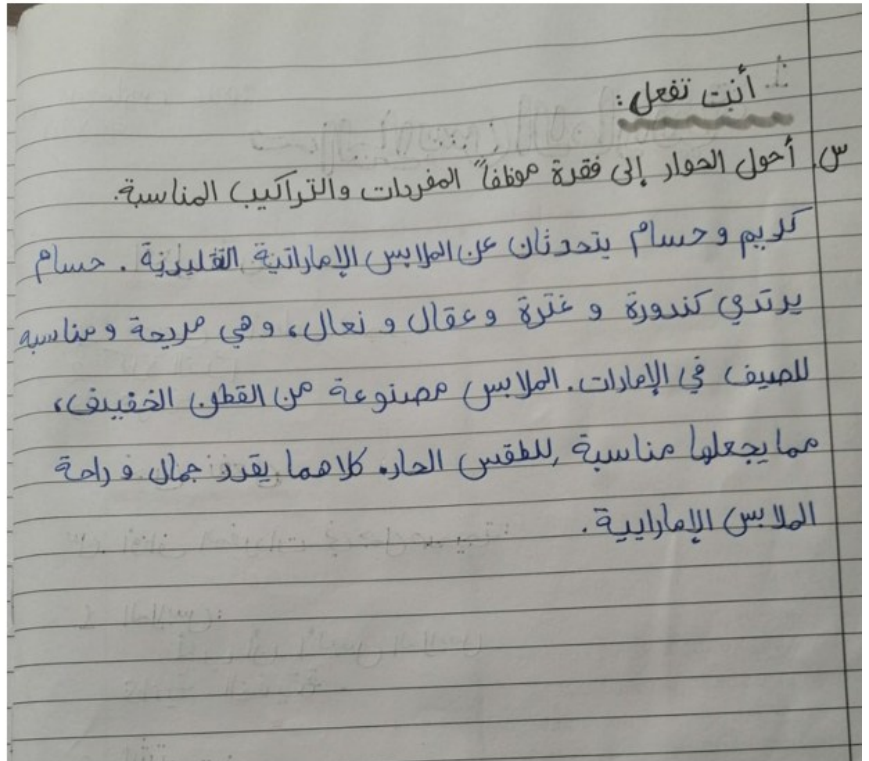



PTM is not a report card review, but a roadmap discussion  
for a brighter tomorrow



# Secondary Section News; KS3 Arabic Report!

## Notebook Tasks From Y7 to Y9 Arabic Regular and Special

Despite remote learning, the writing routine continued consistently, following clear standards and a structured daily practice. Our students are able to use descriptive writing skills in a variety of written forms.



# KS3 Assembly, GEMS Wellbeing & Creativity!

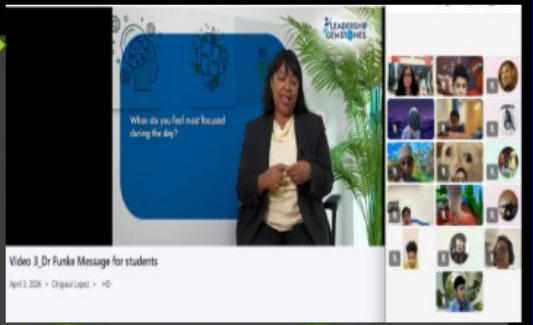
## Wellbeing Video – Leading with Vision




Video 3\_Dr Funke Message for students  
April 3, 2026 • Crispaul Lopez • HD



Video 3\_Dr Funke Message for students  
April 3, 2026 • Crispaul Lopez • HD



Video 3\_Dr Funke Message for students  
April 3, 2026 • Crispaul Lopez • HD

**Ks3 Students actively watching the Gemstone video and developing their leadership skills** 



# Secondary Section News; KS3 Creativity!



**Himani-Y7GH**



**Vraime-Y7GH**



**Rehmitha-Y7GH**



**Yara-Y7GH**



**Areeba-Y7GH**

**GIRLS** Creativity#intelligence#havingfun

**My Favorite SUPERHEROINE**

Create a mask for your Superheroine using paper plates. Decorate it and take pictures wearing it as shown.

- Paper plate or paper
- Colors / crayons
- String or rubber band
- Scissors


## Fun with Paper Masks- Virtual Assembly Lesson Activity



**Safiya-Y7GF**



**Maha-Y7GF**



**Ishal-Y7GF**



Yasmina Abdulkader 7:50 AM



**Gia Ann-Y7GF**



**Hiba Fathima-Y7GF**



Sara Mohajir 7:52 AM

# Secondary Section News; KS3 Creativity!




My favourite  
**SUPERHERO**

**KS3  
BOYS**

## VIRTUAL ASSEMBLY ACTIVITY

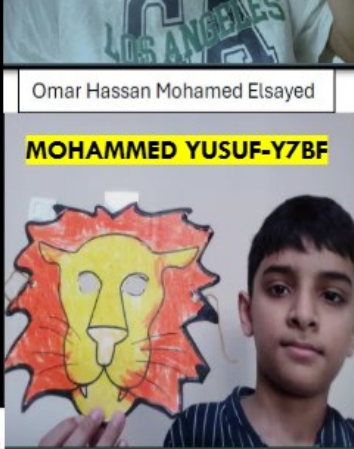
Superhero Mask Magic!

Our superheroes had an exciting and creative time designing their very own masks using paper plates and colourful craft materials. Each mask was uniquely decorated to represent the students' imagination, creativity and superhero powers. The highlight of the activity was seeing the children proudly wear their masks and pose confidently for fun photographs. It was a delightful experience that filled the classroom with joy, creativity and superhero spirit!



## Secondary Section News; KS3 Creativity!

**VIRTUALLY WE DID- BOYS FULLY engaged, creating their favourite SUPERHERO PAPER MASKS**



Sumaiyar Umer-Y8GS




Mysha-Y8GF



Kenisha Vikram-Y8GH




Sara-Y8GF






**GEMStone  
of the Month:  
Labradorite ✨ –  
KS3 Girls focus  
their vision and  
shine through  
Pencil Scrape  
Art!**








# Secondary Section News; KS3 Creativity!

**Lead with Vision  – Inspired by GEMStone Labradorite, K3 BOYS express focus and purpose through Pencil Scrape Art!**




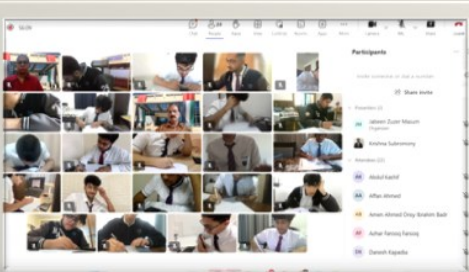

**VIRTUAL LESSON ACTIVITY-Vision. Focus. Create.  – KS3 Boys inspired by Labradorite in every stroke of Pencil Scrape Art**



# Secondary Section News; KS3 Creativity!

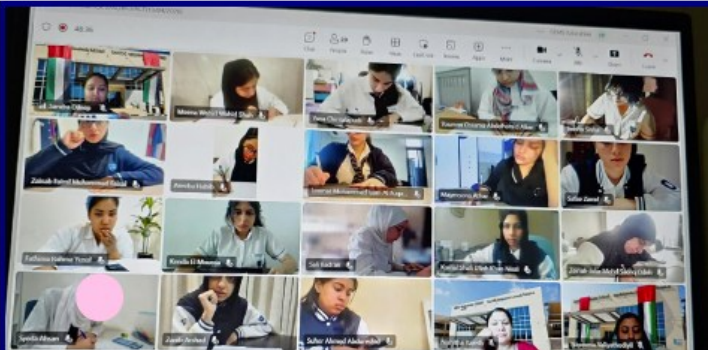
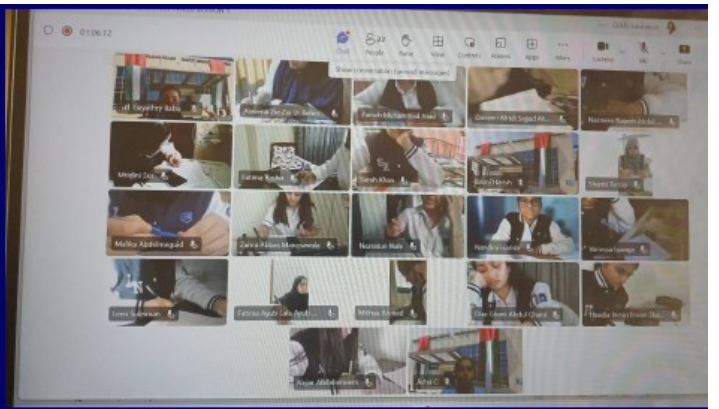
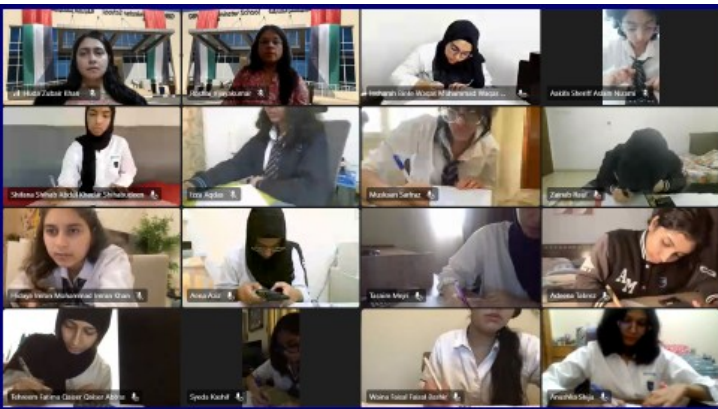


# Secondary Section News; KS5 Mock Exam Resilience!



**Demonstrating resilience and commitment:**  
**Sixth Form Boys embraced the challenge of online examinations with confidence, discipline, and dedication**


**Our students are completing Mock 2 online with focus, discipline, and resilience. Despite the change in setting, they've adapted quickly and are demonstrating independence and commitment to their learning. Proud of the effort and maturity shown throughout.**



## Secondary Section News; Amazing Y10 Art!

Resilience looks different for everyone.

For some, it is patience. For others, it is courage, healing, or simply showing up. Through this art collaboration, Year 10BD students shared their unique interpretations, reminding us that strength can take many forms.



Jovan




Yazan



Abdalrahim



Mohammed Ahmed



Aditya



Abdelrahman

This amazing artwork was created by Y10BD, as part of a mindful art collaboration on resilience. The students used this activity to reflect, process their thoughts, and express their understanding of resilience through visual representation. This work highlights both student voice and wellbeing.